

Non-Sparking
Non-Magnetic
Corrosion Resistant
Hand Tools

Antiétincelles
Amagnétique
Résistant à la corrosion
Outils à main

Sin Chispas
Antimagnético
Antioxidante
Herramientas



Wolf International Trading
Office: +51 1 640 9862 | Mobile: +51 943304479
Trujillo: Juan de Cuéllar R 8 Urb. Miraflores
Lima: La Perla Mz. G Lt. 8 Las Moreras, Callao
info@Wolfit.com.pe

AMPCO SAFETY TOOLS




The Original Manufacturer
of Non-Sparking,
Non-Magnetic Hand Tools.®



MADE IN THE
USA

Table of Contents

BRUSHES	
Brooms	7
Brushes	7-9
Drive Arbor	9
Dust Pans	10
Mop Holder	10
CHISELS	
Caulking Tools	10
Chisels	10-12
Clay Digger, Pneumatic....	12
CUTTING TOOLS	
Files	13
Pipe Cutter	13
Saws	13
Shears/Snips	14
HAMMERS / AXES	
Axes	14
Fireman's Hook/ Pike Pole	14
Hammers	15-17
Hatchet	17
Mallets	17
Nail Puller	17
INSULATED TOOLS 	
Insulated Pliers	18
Insulated Screwdrivers	18
Insulated Sockets & Accessories	18-19
Insulated Wrenches	19
KNIVES / SCRAPERS	
Knives	19-20
Scrapers	20-22
Spatulas	22
Trowels	23
MISCELLANEOUS	
Clamps	23
Scoop, Sugar	23
Tweezer	23
OPENERS / WEDGES	
Barrel Hooks	24
Crate Opener	25
Drum Opener	24
Flange Spreader	25
Wedges	25
Wrench, Bung	24
PICKS	
Adze, Railroad	26
Mattock	26
Picks	26-27

PLIERS	
Pliers	27-28
PINS / PUNCHES	
Awl	28
Drift Pins	29
Pins	29
Punches	29-30
Scriber, Double End	30
Spike, Marlin	30
PRY BARS	
Bars, Crow, Pinch & Pry ...	31
SCREWDRIVERS / DRIVERS	
Hex Nut Drivers	32
Screwdrivers	32
Wrench, Hex Keys & T-Handle	33
SHOVELS / FORKS	
Forks	33-34
Hoes	34
Rake	34
Shovels	34-35
Spade, Edging	35
SOCKETS / ACCESSORIES	
Sockets	36-40
Adapter for Ratchet	42
Bar, Extension	41
Bars, Sliding	41
Universal Joint	41
Wrench Handle, Hinged ...	41
Wrench, Ratchet	41
Wrench, Speed Handle	42
Wrench, Socket	42
WRENCHES	
Wrench, Adjustable	43
Wrench, Box End	43-45
Wrench, Chain Pipe	45
Wrench, Combination	45
Wrench, Construction	46
Wrench, Gas & Water Shut-off	46
Wrench, Monkey (Railroad)	46
Wrench, Open End	47-48
Wrench, Pipe	48
Wrench, Spanner	49
Wrench, Striking	49-51
Valve Wheel Hooks	52
Wrench, Valve Wheel	51
TOOL KITS	
Kits	53-60

Frequently Asked Questions

Q: What makes Ampco Safety Tools the dependable choice for use in environments with flammable vapors, liquids, dust or residues?

A: AMPCO is the most trusted name in Non-Sparking, Non-Magnetic Hand Tools. Since 1937 Factory Mutual has tested and approved the alloys in Ampco Safety Tools and concluded they are safe in even the most volatile atmospheres. Ampco Safety Tools have been proven to meet or exceed requirements and recommendations from OSHA, NFPA and MSHA for use in flammable environments.

Q: Can dust and residue buildup cause a hazardous explosion?

A: Dust explosions are a significant hazard in manufacturing operations. There is a direct correlation between particle size and its explosive hazard; the smaller the particle the more reactive the dust. The U.S. Chemical Safety Board has stated, "dust can be an insidious hazard wherever finely divided organic materials are used. While some of these materials might appear to present a limited fire hazard, when suspended in air under the right conditions, these same materials can explode with deadly consequences."

Q: Do Ampco Safety Tools perform as well as steel tools?

A: Although Non-Sparking Tools by their nature do not have the same hardness as steel tools, Ampco Safety Tools are designed to perform exceptionally well for their intended use. Ampco Safety Tools carry a lifetime warranty.

Q: Why should I use Ampco Safety Tools instead of some other Non-Sparking tool brand?

A: AMPCO invented Non-Sparking, Non-Magnetic Hand Tools. Our extensive knowledge of these AMPCO patented alloys, coupled with over 90 years of experience, results in the highest quality tools in the market today. We have a large in-house inventory and our dedicated sales staff ensure your order is delivered on-time. For nearly a decade AMPCO's on-time delivery has exceeded 98%. We do what we say we're going to do!

Q: Are Non-Sparking tools required by the ATEX Directive 94/9/EC?

A: Hand tools are specifically mentioned as out of scope for ATEX; therefore, hand tools cannot be required, approved or certified for use in ATEX zones. If companies are representing hand tools as such, please contact the ATEX authority at atex@ec.europa.eu. For more information visit: www.AmpcoSafetyTools.com/ATEX



Q: What if I'm unsure if I need Non-Sparking, Non-Magnetic Hand Tools?

A: Call us. We can answer your questions.



Your Safety Is Our Business AMPCO ... The Most Trusted Name in Non-Sparking, Non-Magnetic Hand Tools®

Since 1922, Ampco Safety Tools has set the global standard for Non-Sparking, Non-Magnetic, Corrosion Resistant Hand Tools. Our tools are made using AMPCO-invented Factory Mutual approved alloys that perform in high-risk and demanding environments. Buy AMPCO and know you are safe:

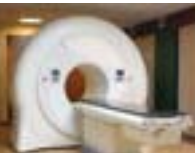
- The highest quality is our tradition ... yesterday and today
- Stringent raw material and metallurgical controls and standards
- Custom-designed tools—we are your solution provider
- Industry leading service, expertise and regulatory knowledge

If you can't find what you need, we'd love to hear from you. Call us for support, custom products, answers and solutions. We are your Non-Sparking, Non-Magnetic solution provider.



Non-Sparking

OSHA, NFPA, MSHA and other Standards Developing Organizations recommend and require the use of Non-Sparking Tools in flammable environments when combustible vapors, liquids, dust or residue are present. An investment in AMPCO Non-Sparking Tools today may help prevent dangerous and costly fires tomorrow!



Non-Magnetic

AMPCO Non-Magnetic Hand Tools prevent accidents and protect property in medical, military and electronics manufacturing locations. They have been independently tested and found to pose no risk in MRI environments, conforming to ASTM F2503 and also meeting the requirements established by ASTM A342. They are ideal for use near highly sensitive magnetic equipment and in clean room environments.



Corrosion Resistant

Salt water, chemicals and acids take a toll on standard hand tools. Unlike steel tools, AMPCO Hand Tools provide durability even in the most severe corrosive environments.

Maintenance and Care

It is important that Non-Sparking Tools are kept clean and free from impregnated particles or contaminants which may impair the Non-Sparking properties of the tool.

Proper Use

Hand Tools should be selected for their intended use and used only for those purposes for which they are designed. Non-Sparking Hand Tools are by their nature softer and more expensive than steel tools. Proper use is imperative to protect the life of the tool and your investment. For more information visit: www.AmpcoSafetyTools.com/ProperUse.

Lifetime Warranty

If a tool breaks or fails to perform under normal use or service, it will be repaired or replaced at no charge—exceptions include defects resulting from misuse, abuse or normal service wear.

Custom Tools

If you are looking for a specific tool that you cannot find in our catalog, call us. We are happy to make a single tool for your custom needs.

AMPCO and other copper-based tools should not be used in direct contact with acetylene, ethylene oxide and some explosives such as amatol, DBX and lead azide.

Static sparks can ignite flammable vapors, liquids, dust and residues. The alloys used to make Ampco Safety Tools are highly conductive and must be grounded if there is concern for a static electric charge. For more information visit: www.AmpcoSafetyTools.com/StaticCharge.



Tel.: 972-276-6181
Toll Free: 1-800-580-9835
Fax: 972-276-5815
Sales@AmpcoSafetyTools.com

Quality Tools for a Safe
Workplace — Since 1922®

When you need the best — use **AMPCO Strikeforce™ Sledge Hammers**

Over 20 Hammers Strong! More Precision! More Force!

Overstrike Protection:


New Polypropylene jacket provides life-long overstrike protection.

Force Transfer:

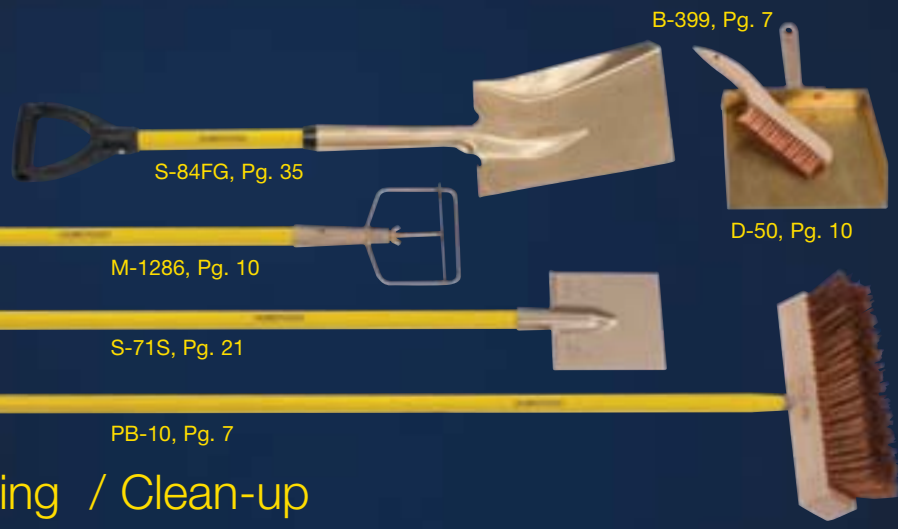
Striking-face crown transfers force more effectively.

Super Grip® Handle:

Ergonomic non-slip Super Grip® absorbs the shock so you don't have to.



Grip It, Rip It, and Get The Job Done™!



S-84FG, Pg. 35

B-399, Pg. 7

M-1286, Pg. 10

S-71S, Pg. 21


PB-10, Pg. 7



Housekeeping / Clean-up

Entretien ménager / nettoyage
Orden / Limpieza

Prevent combustible dust buildup by using AMPCO's cleaning and maintenance tools. Combustible dust buildup should not exceed the thickness of a dime.



B-15, Pg. 24

B-10, Pg. 24

W-56, Pg. 24

W-58-S, Pg. 24

DO-100, Pg. 24



Drum Tools

Entretien de la plomberie
Mantenimiento de tuberías

Safely lift, transport and open drums of flammable or combustible liquids with AMPCO's easy-to-use Barrel Hooks and Drum Tools. Eliminate the need for several wrenches by choosing from our universal Bung Wrenches and Drum Opener. We have the tools that fit your needs.



Mining Tools

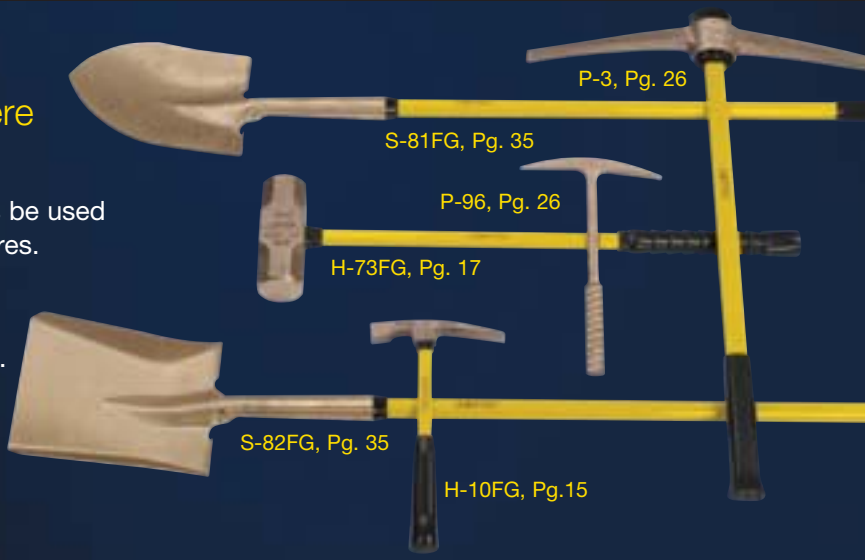
Outils d'exploitation minière
Herramientas de minería

Non-Sparking tools should always be used in mines with explosive atmospheres.

Use AMPCO punches to open containers of explosives or to punch and prime explosive cartridges.



P-51, Pg. 30



P-3, Pg. 26


S-81FG, Pg. 35

P-96, Pg. 26

H-73FG, Pg. 17

S-82FG, Pg. 35

H-10FG, Pg. 15



Pipe Maintenance Outils à baril Herramientas para toneles

If you're working on pipe, choose the best array of tools in the industry.



Call for your free danger sign or pipe sticker.

Also available in French and Spanish.



Non-Magnetic MRI IRM non-magnétique RM no magnética

Magnetic steel tools can unexpectedly launch through the air causing injury or damage to expensive MRI equipment. Protect yourself and equipment by using these MRI certified Non-Magnetic tools for maintenance and repair work.



Industry Leading Service, Expertise and Regulatory Knowledge.


Call us for Support, Custom Products, Answers and Solutions.

Broom, Round Wire, Push

(Handle sold separately)

Balai de rue, fil rond

Escoba, de Alambre Redondo



No.	Block Size c x b mm inch	Rows	Trim Length a mm inch	⚖ g lbs.
PB-10	65 x 305 2-1/2 x 12	- 6 x 26	65 2-1/2	1135 2.50
Handle	l mm	⚖ g	l inch	⚖ lbs.
112559C	1475	860	58	1.90

Brush, Curved Handle, Scratch

Brosse à manche, fil rond

Cepillo, de Alambre Redondo




No.	Block Size c x l mm inch	Rows	Trim Length a mm inch	⚖ g lbs.
B-400	30 x 350 1-1/8 x 13-3/4	- 4 x 19	30 1-1/8	180 .40

Brush, Flat Back, Scratch

Brosse à dos plat dure

Cepillo, de Alambre Redondo



No.	Block Size c x l mm inch	Rows	Trim Length a mm inch	⚖ g lbs.
B-401	60 x 185 2-1/4 x 7-1/4	- 6 x 19	45 1-3/4	320 .70

Brush, Shoe Handle, Scratch

Brosse à manche cintré, fil rond

Cepillo, de Alambre Redondo



No.	Block Size c x l mm inch	Rows	Trim Length a mm inch	⚖ g lbs.
B-399	25 x 255 1 x 10	- 4 x 16	30 1-1/8	180 .40

Brush, "Toothbrush Style", Scratch

Brosse pour bougies

Cepillo para Bujias



No.	Block Size c x l mm inch	Rows	Trim Length a mm inch	⚖ g lbs.
TB-10	13 x 200 1/2 x 7-7/8	- 3 x 7	13 1/2	45 .10

Brush, Tube

Goupillon

Cepillo de Tubo




No.	Brush d Width mm inch	Brush b Length mm inch	Overall l Length mm inch	⚖ g lbs.
TB-20	20 13/16	100 4	320 12-1/2	45 .10



Brush, Cup, Crimped Wire

Brosse à boisseau, sans tige, fil ondule
Cepillo de Copa, de Alambre Redo




No.	Dia. a mm inch	Arbor d mm inch	Wire Size mm inch	Max. Safe Free Speed (RPM)	⚖️ g lbs.
CB-30-CT	75 3	threaded 5/8-11	.356 .014	12,500 12,500	270 .60
CB-45	100 4	plain 1/2*	.508 .020	8,000 8,000	590 1.30
CB-45-CT	100 4	threaded 5/8-11	.356 .014	8,000 8,000	590 1.30
CB-44	150 6	plain 5/8	.508 .020	6,000 6,000	725 1.60
CB-44-CT	150 6	threaded 5/8-11	.356 .014	6,000 6,000	725 1.60

* Requires Part No. DA-10

Brush, Cup, Knot Wire

Brosse à boisseau, en faisceaux torsadés
Cepillo, de Vaso



No.	Dia. a mm inch	Arbor d mm inch	Wire Size mm inch	Max. Safe Free Speed (RPM)	⚖️ g lbs.
CB-30-KT	75 3	threaded 5/8-11	.508 .020	12,500 12,500	320 .70
CB-40-KT	100 4	threaded 5/8-11	.508 .020	7,000 7,000	770 1.70
CB-60-KT	150 6	threaded 5/8-11	.508 .020	6,000 6,000	1,405 3.10

Brush, End, Crimped Wire

Brosse pinceau plate, sans tige fil ondule
Pincel Plano, de Alambre Redondo



No.	Dia. a mm inch	Arbor d mm inch	Wire Size mm inch	Max. Safe Free Speed (RPM)	⚖️ g lbs.
EB-1C	25 1	6 1/4	.356 .014	20,000 20,000	90 .20

Brush, End, Knot Wire

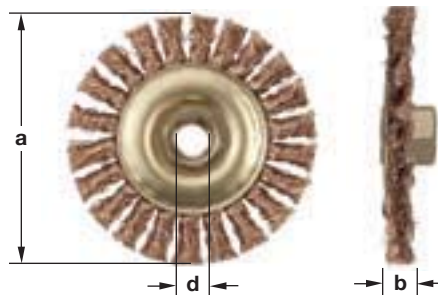
Brosse pinceau plate, en faisceaux torsadés
Pincel Plano



No.	Dia. a mm inch	Arbor d mm inch	Wire Size mm inch	Max. Safe Free Speed (RPM)	⚖️ g lbs.
EB-1K	25 1	6 1/4	.508 .020	20,000 20,000	90 .20

Brush, Wheel, Knot Wire


Brosse circulaire, en faisceaux
Cepillo, Circular de Disco



No.	Dia. a mm inch	Face Width b mm inch	Arbor d mm inch	Wire Size mm inch	Max. Safe Free Speed (RPM)	⚖️ g lbs.
WB-40KT	100 4	9 3/8	threaded 5/8-11	.508 .020	20,000 20,000	225 .50
WB-60KT	150 6	13 1/2	threaded 5/8-11	.508 .020	9,000 9,000	545 1.20

Brush, Wheel, Crimped Wire

Brosse ronde, sans tige, fil ondule
Cepillo Girador, de Alambre Redondo




No.	Dia. a mm inch	Face Width b mm inch	Arbor d mm inch	Wire Size mm inch	Max. Safe Free Speed (RPM)	⚖ g lbs.
WB-20C	50 2	6 1/4	plain 1/2	.254 .008	20,000 20,000	45 .10
WB-30C	75 3	10 3/8	plain 1/2	.356 .014	20,000 20,000	45 .10
WB-45A	100 4	19 3/4	plain 3/8	.356 .014	6,000 6,000	320 .70
WB-45	100 4	19 3/4	plain 1/2	.356 .014	6,000 6,000	320 .70
WB-45B	100 4	19 3/4	plain 5/8	.356 .014	6,000 6,000	320 .70
WB-44A	150 6	25 1	plain 1/2	.356 .014	4,500 4,500	680 1.50
WB-44	150 6	25 1	plain 5/8	.356 .014	4,500 4,500	680 1.50
WB-44B	150 6	25 1	plain 3/4	.356 .014	4,500 4,500	860 1.90
WB-44C	150 6	25 1	plain 1	.356 .014	4,500 4,500	860 1.90
WB-44D	150 6	25 1	plain 1-1/4	.356 .014	4,500 4,500	860 1.90

Drive Arbor

(For use with wheel brushes with 1/2" plain Arbors)

Tige de fixation (Pour arbres lisses de 1/2 pouce)
Vastago de Fijacion (Para ejes lisos 1/2 pulgada)



No.	Shank Dia. d1 mm	Arbor d2 mm	l mm	⚖ g	Shank Dia. d1 inch	Arbor d2 inch	l inch	⚖ lbs
DA-10	13	6	22	45	1/2	1/4	7/8	.10



WIRE BRUSHES

The widest selection of brushes in the industry

Precision-crafted
shaft and shank

A perfect blend
of strength and
durability

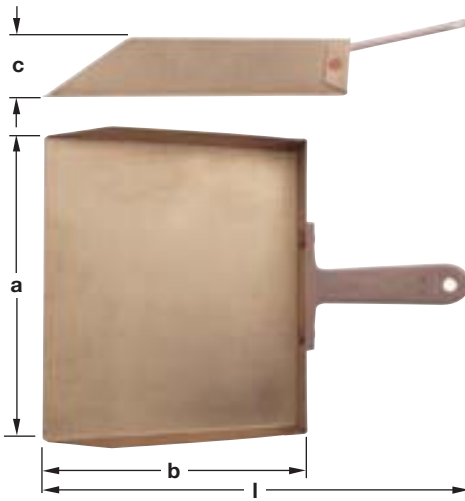
Deep-set wires
for extra-long life





Dust Pan

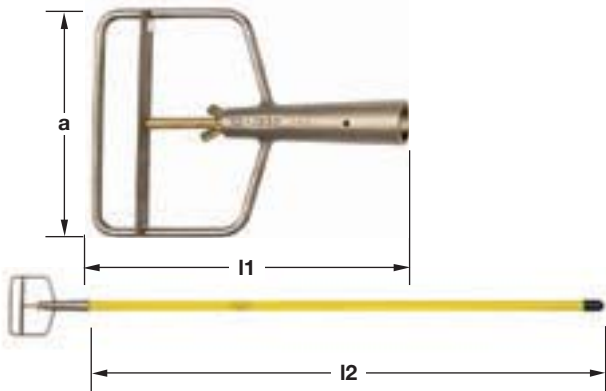
Pelle à poussière
Recogedor



No.	a mm	b mm	c mm	l mm	g	a inch	b inch	c inch	l inch	lbs.
D-49	100	200	40	330	455	4	8	1-1/2	13	1.00
D-50	230	190	40	305	680	9	7-1/2	1-1/2	12	1.50

Mop Holder (Handle sold separately)

Porte-faubert, sans manche (Manche vendu séparément)
Sujetador de la Mopa (El mango se vende por separado)




No.	a mm	b mm	l1 mm	g	a inch	b inch	l1 inch	lbs.
M-1286	170	22	230	635	6-1/2	7/8	9	1.40
Handle			l2 mm	g			l2 inch	lbs.
112559C			1435	860			56-1/2	1.90

Chisels

Caulking Tool¹


Matoir
Herramienta de Rematar



No.	a mm	b mm	s mm	l mm	g	a inch	b inch	s inch	l inch	lbs.
4-1032	3	33	19	230	410	1/8	1-1/4	3/4	9	.90
4-1035	2	15	12	260	225	5/64	5/8	1/2	10-1/4	.50

Caulking Tool¹

Matoir
Herramienta de Rematar



No.	a mm	b mm	s mm	l mm	g	a inch	b inch	s inch	l inch	lbs.
4-1033	6	26	19	200	410	1/4	1	3/4	7-3/4	.90

Chisel, Cape

Bédane de mécanicien
Cortahierro de Ranurar



No.	a mm	s mm	l mm	g	a inch	s inch	l inch	lbs.
C-5	13	20	205	410	1/2	3/4	8	.90
C-5a	16	22	235	590	5/8	7/8	9	1.30



Chisel, Concrete

Burin à béton
Cinzel para Hormigón



No.	a mm	s mm	l mm	g	a inch	s inch	l inch	lbs.
C-10	45	33	380	2950	1-3/4	1-3/8	15	6.50

Chisel, Diamond Point

Burin pointe diamante
Cinzel Punta de Diamante



No.	a mm	s mm	l mm	g	a inch	s inch	l inch	lbs.
C-6	13	20	205	455	1/2	3/4	8	1.00
C-7	19	23	310	905	3/4	7/8	12	2.00

Chisel, Groove²

Bédane
Cinzel de Ranura



No.	a mm	s mm	l mm	g	a inch	s inch	l inch	lbs.
4-1049	10	19	200	365	3/8	3/4	8	.80
4-1050	13	22	225	545	1/2	7/8	9	1.20

Chisel, Hand


Burin
Cinzel de Mano



No.	a mm	s mm	l mm	g	a inch	s inch	l inch	lbs.
C-12b	6	6	130	45	1/4	1/4	5-1/4	.10
C-12a	11	10	140	45	7/16	3/8	5-3/4	.10
C-12	14	13	165	90	9/16	1/2	6-1/2	.20
C-13	19	17	155	225	3/4	5/8	6	.50
C-14	21	19	200	365	13/16	3/4	8	.80
C-15	17	17	230	365	11/16	5/8	9-1/8	.80
C-16	19	19	225	500	3/4	3/4	9	1.10
C-17	22	22	225	590	7/8	7/8	9	1.30
C-18	27	25	235	680	1-1/16	1	9-1/4	1.50
C-19	50	32	270	1540	2	1-1/4	10-5/8	3.40
C-20	13	13	305	270	9/16	1/2	12	.60
C-21	22	19	310	590	7/8	3/4	12	1.30
C-22	19	13	355	365	3/4	1/2	14-1/2	.80
C-23	25	25	460	1540	1	1	18	3.40
C-24	25	22	760	2360	1	7/8	30	5.20

Chisel, Hand, Oval

Burin, ovale
Cinzel, oval



No.	a mm	s mm	l mm	g	a inch	s inch	l inch	lbs.
C-37	18	17	150	225	11/16	21/32	5-7/8	.50
C-38	25	26	250	635	1	1-1/16	10	1.40

Industry Leading Service, Expertise and Regulatory Knowledge.
Call Us for Support, Custom Products, Answers and Solutions.

Chisel, Pneumatic

Burin pour marteau pneumatique Cinzel Neumático

General Concrete Demolition / Démolition générale - béton /
Demoliciones de hormigón en general



No.	d mm	b mm	l1 mm	l2 mm	⚖ g	d inch	b inch	l1 inch	l2 inch	⚖ lbs.
C-9a	29	75	305	150	2360	1-1/8	3	12	6	5.20
C-9b	29	67	305	150	2540	1-1/8	2-1/2	12	6	5.60

Chisel, Pneumatic Bull Point

Ciseau, pointe de frappe pneumatique Cinzel, Percutor Neumático

General Concrete Demolition / Démolition générale - béton /
Demoliciones de hormigón en general




No.	d mm	l1 mm	l2 mm	⚖ g	d inch	l1 inch	l2 inch	⚖ lbs.
C-8	29	380	150	2585	1-1/8	15	6	5.70
C-8a	32	405	150	3540	1-1/4	16	6	7.80

Chisel, Pneumatic Scaling

Burin de détartrage, pour marteau pneumatique Cinzel Burilador Neumático

For Cutting, Chipping, Scraping and Staking Applications / Pour les applications de découpage, d'écaillage, de raclage et de piquetage / Para aplicaciones de corte, astillado, raspado y estacado



No.	d mm	b mm	l1 mm	l2 mm	⚖ g	d inch	b inch	l1 inch	l2 inch	⚖ lbs.
CP-20-ST	19	38	125	76	365	3/4	1-1/2	4-3/4	3	.80
CP-21-ST	22	44	130	76	455	7/8	1-3/4	5	3	1.00
CP-22-ST	22	64	150	76	545	7/8	2-1/2	6	3	1.20

Chisel, Pneumatic Scaling

Burin de détartrage, pour marteau pneumatique Cinzel Burilador Neumático

Remove Unwanted Rust, Scale, Paint and Other Residue /
Enlève rouille, tartre, peinture et autres résidus indésirables /
Eliminación de óxido, sarro, pintura y demás residuos



No.	d mm	b mm	l mm	⚖ g	d inch	b inch	l inch	⚖ lbs.
CS-22-ST	13	32	90	90	1/2	1-1/4	3-1/2	.20
CS-23-ST	13	16	125	90	1/2	5/8	5	.20
CS-24-ST	13	50	125	135	1/2	2	5	.30
CS-25-ST	13	50	200	320	1/2	2	7-3/4	.70

Chisel, Pneumatic, with Retaining Collar

Burin pour marteau pneumatique Cinzel Neumático

For Cutting, Chipping, Scraping and Staking Applications / Pour les applications de découpage, d'écaillage, de raclage et de piquetage / Para aplicaciones de corte, astillado, raspado y estacado



No.	d mm	b mm	l1 mm	l2 mm	⚖ g	d inch	b inch	l1 inch	l2 inch	⚖ lbs.
CR-10-ST	10	32	139	32	135	.401	1-1/4	5-1/2	1-1/4	.30
CR-20-ST	17	40	131	64	455	.680	1-1/2	5-1/4	2-1/2	1.00
CR-21-ST	17	45	139	64	500	.680	1-3/4	5-1/2	2-1/2	1.10
CR-22-ST	17	65	156	64	590	.680	2-1/2	6-1/8	2-1/2	1.30

Clay Digger, Pneumatic

Tranche pour marteau pneumatique Pala Neumática de Arcilla




No.	d mm	b mm	l1 mm	l2 mm	⚖ g	d inch	b inch	l1 inch	l2 inch	⚖ lbs.
C-40	22	115	425	85	4175	7/8	4-1/2	16-3/4	3-1/4	9.20



File, Flat²


Lime plate
Lima de Mano



No.	a mm	b mm	c mm	l mm	△△ g	a inch	b inch	c inch	l inch	△△ lbs.
Bastard / Taille bâtarde / Aspera										
8370	20	5	265	380	225	13/16	3/16	10-1/2	15	.50
Smooth / Taille douce / Suave										
8372	20	5	265	380	225	13/16	3/16	10-1/2	15	.50

File, Half Round²

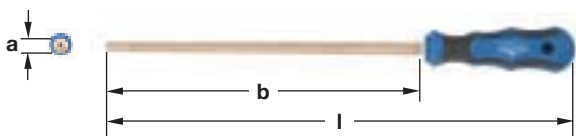
Lime Ronde
Lima Circunferencia



No.	a mm	b mm	c mm	l mm	△△ g	a inch	b inch	c inch	l inch	△△ lbs.
Bastard / Taille bâtarde / Aspera										
8380	26	10	260	370	270	1	3/8	10-1/4	14-1/2	.60
Smooth / Taille douce / Suave										
8382	26	10	260	370	270	1	3/8	10-1/4	14-1/2	.60

File, Round²

Lime ronde
Lima Redonda



No.	a mm	b mm	l mm	△△ g	a inch	b inch	l inch	△△ lbs.
Bastard / Taille bâtarde / Aspera								
8390	10	260	370	225	3/8	10-1/4	14-1/2	.50
Smooth / Taille douce / Suave								
8392	10	260	370	225	3/8	10-1/4	14-1/2	.50

Pipe Cutter⁷


Coupe tube
Cortadora, Tubo



No.	d max mm	a mm	l mm	△△ g	d max inch	a inch	l inch	△△ lbs.
9300	50	100	430	2225	2	4	17	4.90

Saw, Hack¹ (DIN 6473)

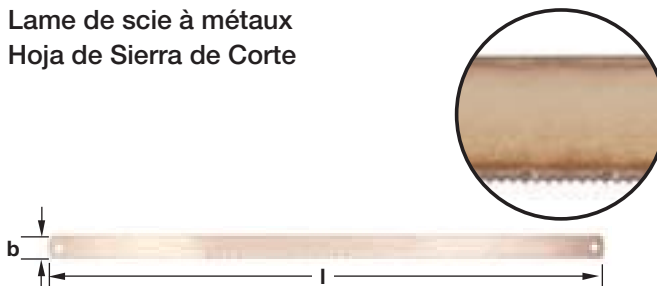
Monture de scie à métaux
Marco para sierra de Corte



No.	a mm	b mm	l mm	△△ g	a inch	b inch	l inch	△△ lbs.
8360	115	300	540	815	4-1/2	11-3/4	21-1/4	1.80

Saw, Hack Replacement Blade³


Lame de scie à métaux
Hoja de Sierra de Corte



No.	b mm	l mm	△△ g	b inch	l inch	△△ lbs.
8356	12	300	45	1/2	11-3/4	.10

Shears, Cutting

Ciseaux
Tijeras



No.	a mm	l mm	⚖ g	a inch	l inch	⚖ lbs.
S-59	75	150	45	3	6	.10
S-599	110	200	135	4-1/2	8	.30
S-60	150	300	500	6	12	1.10
S-61	200	380	1270	8	15	2.80

Snips, Tin

Cisaille à tôle
Tijeras de Hojalatero



No.	a mm	l mm	⚖ g	a inch	l inch	⚖ lbs.
S-1126a	50	210	180	2	8	.40
S-1144	75	305	545	3	12	1.20
S-1144a	115	355	955	4-1/2	14	2.10

Hammers / Axes

Axe, Flat Head with Fiberglass Handle

Hache d'abattage, emmanchée
(Avec manche en fibre de verre)

Hacha (Con mango de fibra de vidrio)

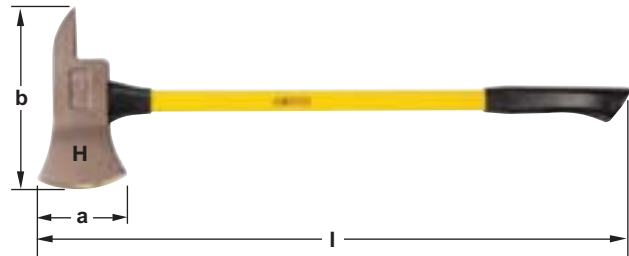


No.	H g	a mm	b mm	l mm	⚖ g	H lbs.	a inch	b inch	l inch	⚖ lbs.
A-5FG	2720	125	200	915	3630	6	5	8	36	8.00
A-6FG	3630	125	200	915	4580	8	5	8	36	10.10

Axe, Pick Head with Fiberglass Handle

Hache de pompier, emmanchée
(Avec manche en fibre de verre)

Hacha de Bombero (Con mango de fibra de vidrio)

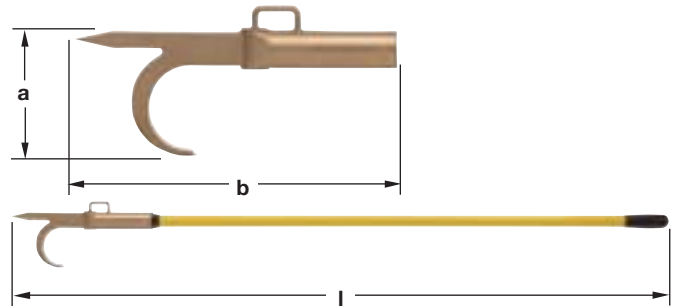


No.	H g	a mm	b mm	l mm	⚖ g	H lbs.	a inch	b inch	l inch	⚖ lbs.
A-15FG	2720	125	300	915	3540	6	5	12	36	7.80
A-16FG	3630	125	300	915	4355	8	5	12	36	9.60

Fireman's Hook/Pike Pole with Fiberglass Handle (DIN 14851)

Crochet de pompier (Avec manche en fibre de verre)

Gancho de Bombero (Con mango de fibra de vidrio)

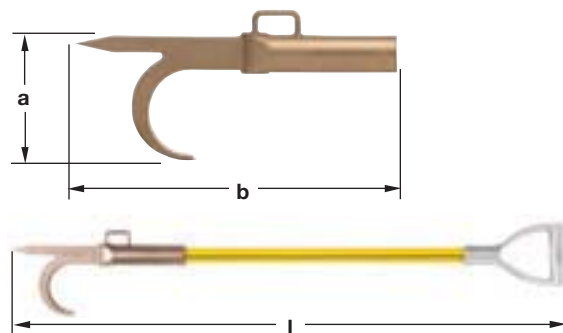


No.	a mm	b mm	l mm	⚖ g	a inch	b inch	l inch	⚖ lbs.
PP-72	145	385	1830	3040	5-11/16	15	72	6.70
PP-96	145	385	2440	3585	5-11/16	15	96	7.90

Fireman's Hook/Pike Pole with D-Grip Handle

Crochet de pompier avec manche à poignée fermée

Gancho de Bombero/Cancho de pico con mango en D



No.	a mm	b mm	l mm	⚖ g	a inch	b inch	l inch	⚖ lbs.
PP-48D	145	385	1220	2950	5-11/16	15	48	6.50

Hammer, Backing Out, German Type, with Fiberglass Handle

Marteau à poinçon, type allemand, emmanché
(Avec manche en fibre de verre)

Herramienta de Apoyo Externo, Tipo Alemán
(Con mango de fibra de vidrio)




No.	H g	a mm	I mm	△ g	H lbs.	a inch	I inch	△ lbs.
H-32FG	455	8	355	860	1.00	5/16	14	1.90
H-34FG	390	10	355	905	1.00	3/8	14	2.00
H-36FG	700	12	355	905	1.50	1/2	14	2.00
H-38FG	890	16	355	955	2.00	5/8	14	2.10

Hammer, Ball Peen with Fiberglass Handle

Marteau d'ajusteur, emmanché, type américain
(Avec manche en fibre de verre)

Martillo de Ingeniero (Con mango de fibra de vidrio)



No.	H g	I mm	△ g	H lbs.	I inch	△ lbs.
H-00FG	115	250	135	.25	9-3/4	.30
H-112FG	340	280	500	.75	11	1.10
H-1FG	340	355	545	.75	14	1.20
H-212FG	455	280	635	1.00	11	1.40
H-2FG	455	355	680	1.00	14	1.50
H-312FG	680	280	815	1.50	11	1.80
H-3FG	680	355	860	1.50	14	1.90
H-412FG	905	280	1045	2.00	11	2.30
H-4FG	905	355	1090	2.00	14	2.40
H-5FG	1020	355	1225	2.25	14	2.70
H-6FG	1135	355	1360	2.50	14	3.00

Hammer, Bricklayers' with Fiberglass Handle

Marteau de maçon, emmanché
(Avec manche en fibre de verre)

Martillo de Albañil (Con mango de fibra de vidrio)



No.	H g	I mm	△ g	H lbs.	I inch	△ lbs.
H-10FG	680	355	860	1.50	14	1.90

Hammer, Claw with Fiberglass Handle

Marteau d'emballleur, emmanché
(Avec manche en fibre de verre)

Martillo con Garra (Con mango de fibra de vidrio)



No.	H g	I mm	△ g	H lbs.	I inch	△ lbs.
H-19FG	340	355	590	.75	14	1.30
H-20FG	455	355	725	1.00	14	1.60
H-21FG	680	355	905	1.50	14	2.00

Hammer, Cross Peen, Engineers'/Blacksmiths' with Fiberglass Handle

Marteau à panne en travers, de mécanicien/de forgeron
(Avec manche en fibre de verre)

Martillo de bola para ingenieros/herreros (Con mango de fibra de vidrio)



No.	H g	I mm	△ g	H lbs.	I inch	△ lbs.
H-40FG	700	355	905	1.50	14	2.00
H-41FG	1150	380	1450	2.50	15	3.20
H-42FG	1600	380	1860	3.50	15	4.10



Hammer, Cutoff with Fiberglass Handle

Marteau de burinage, emmanché

(Avec manche en fibre de verre)

Martillo de Corte (Con mango de fibra de vidrio)




No.	H g	I mm	g	H lbs.	I inch	lbs.
H-50FG	1360	380	1540	3.00	15	3.40
H-51FG	2270	380	2270	5.00	15	5.00

Hammer, Double Face, Machinists' with Fiberglass Handle

Marteau d'ajusteur, emmanché type anglais

(Avec manche en fibre de verre)

Martillo de Maquinista de Doble Cabeza (Con mango de fibra de vidrio)



No.	H g	I mm	g	H lbs.	I inch	lbs.
H-44FG	100	250	180	.25	9-3/4	.40
H-452FG	680	280	815	1.50	11	1.80
H-45FG	680	355	860	1.50	14	1.90
H-462FG	800	280	860	1.75	11	1.90
H-46FG	800	355	905	1.75	14	2.00
H-47FG	905	355	1000	2.00	14	2.20

Hammer, Scaling with Fiberglass Handle

Marteau à piquer, emmanché (Avec manche en fibre de verre)

Martillo Burilador (Con mango de fibra de vidrio)



No.	H g	I mm	g	H lbs.	I inch	lbs.
H-602FG	455	280	590	1.00	11	1.30
H-60FG	455	355	590	1.00	14	1.30
H-612FG	680	280	860	1.50	11	1.90
H-61FG	680	355	905	1.50	14	2.00
H-62FG	1360	380	1495	3.00	15	3.30

Hammer, Sheet Metal with Fiberglass Handle

Marteau à tôle (Avec manche en fibre de verre)

Martillo para planchas metálicas

(Con mango de fibra de vidrio)



No.	H g	I mm	g	H lbs.	I inch	lbs.
H-30FG	490	355	680	1.00	14	1.50



For Power in the Clutch™ Use AMPCO Strikeforce™ Sledge Hammers

Over 20 Hammers Strong! More Precision! More Force!



Super Grip® Handle:

Ergonomic non-slip Super Grip® absorbs the shock so you don't have to.

Force Transfer:

Striking-face crown transfers force more effectively.

Overstrike Protection:

New Polypropylene jacket provides life-long overstrike protection.

Super Grip® is a trademark of Nupla Corporation. Used with permission.

AMPCO Strikeforce™ Sledge Hammers

Hammer, Blacksmith's Sledge with Fiberglass Handle

Marteau, Marteau de forgeron (Avec manche en fibre de verre)
Martillo, maza de herrero (Con mango de fibra de vidrio)



No.	H g	I mm	⚖ g	H lbs.	I inch	⚖ lbs.
H-142FG	800	280	955	2.00	11	2.10
H-14FG	800	350	1000	2.00	14	2.20
H-152FG	1000	280	1180	2.50	11	2.60
H-15FG	1000	350	1180	2.50	14	2.60
H-162FG	1250	280	1360	2.75	11	3.00
H-16FG	1250	350	1450	2.75	14	3.20
H-172FG	1500	280	1495	3.00	11	3.30
H-17FG	1500	350	1540	3.00	14	3.40
H-182FG	2000	280	1995	4.00	11	4.40
H-18FG	2000	350	2040	4.00	14	4.50
H-702FG	3000	380	3085	6.00	15	6.80

Hammer, Sledge with Fiberglass Handle


Masse à pans, emmanché (Avec manche en fibre de verre)
Acotillo (Con mango de fibra de vidrio)



No.	H g	I mm	⚖ g	H lbs.	I inch	⚖ lbs.
H-69FG	1500	350	1540	3.00	14	3.40
H-70FG	3000	840	3040	6.00	33	6.70
H-71FG	3500	840	4035	8.00	33	8.90
H-712FG	4000	840	4080	9.00	33	9.00
H-72FG	4500	840	4715	10.00	33	10.40
H-722FG	5000	840	5985	11.00	33	13.20
H-724FG	5500	840	6375	12.00	33	14.05
H-726FG	6000	840	6895	13.00	33	15.20
H-73FG	7000	840	7030	16.00	33	15.50
H-74FG	8000	840	8575	18.00	33	18.90
H-76FG	10000	840	10750	22.00	33	23.70

Hatchet with Fiberglass Handle

Hachette de charpentier, emmanchée
(Avec manche en fibre de verre)
Hachuela (Con mango de fibra de vidrio)



No.	a mm	b mm	I mm	⚖ g	a inch	b inch	I inch	⚖ lbs.
H-90FG	90	165	355	905	3-5/8	6-1/2	14	2.00

Mallet with Fiberglass Handle

Massette, forme baril, emmanchée
(Avec manche en fibre de verre)
Mazo (Con mango de fibra de vidrio)



No.	H g	I mm	⚖ g	H lbs.	I inch	⚖ lbs.
M-1FG	900	355	1000	2.00	14	2.20
M-2FG	1590	380	1815	3.50	15	4.00
M-3FG	2700	380	2720	6.00	15	6.00

Nail Puller (5" stroke)

Arrache-clous (course de 127 mm)
Arrancaclavos (5" [127 mm] de longitud)



No.	a mm	I mm	⚖ g	a inch	I inch	⚖ lbs.
N-1	115	460	1635	4-1/2	18	3.60

Trust Only Genuine
Ampco Safety Tools.™

Insulated Pliers, Adjustable Combination


Pince universelle réglable isolante
Alicates combinados ajustables, con aislamiento



No.	a max. mm	l mm	g	a max. inch	l inch	lbs.
IP-31	13	208	270	1/2	8-3/16	.60

Insulated Pliers, Lineman's/Side Cutting


Pince isolante à coupe-fil
Alicates combinados con filo de corte lateral y con aislamiento



No.	l mm	g	l inch	lbs.
IP-35	225	455	8-3/4	1.00

Insulated Pliers, Diagonal Cutting

Pince coupante diagonale isolante
Alicates con filo de corte diagonal y con aislamiento




No.	l mm	g	l inch	lbs.
IP-36	185	225	7-1/4	.50

Your Safety Is Our Business.

Insulated Pliers, Groove Joint


Pince multiprise isolante
Alicates de mordazas ajustables y con aislamiento



No.	a max. mm	l mm	g	a max. inch	l inch	lbs.
IP-39	40	260	365	1-1/2	10-1/4	.80

Insulated Screwdriver, Phillips

Tournevis cruciforme isolant
Destornillador Phillips con aislamiento



No.	Type	b mm	l mm	g	b inch	l inch	lbs.
IS-1099	2	105	210	90	4	8-1/4	.20

Insulated Screwdriver, Standard

Tournevis plat isolant
Destornillador estándar con aislamiento



No.	a mm	b mm	l mm	g	a inch	b inch	l inch	lbs.
IS-49	8	150	260	135	5/16	6	10-1/4	.30

Insulated Socket, Standard, 6-Point

Douille isolante standard, 6-pans
Llave de tubo estándar de 6 puntos con aislamiento



No.	a inch	s inch	l inch	g	lbs.
ISS-3/8D7/16	3/8	7/16	1-1/2	45	.10
ISS-3/8D1/2	3/8	1/2	1-1/2	45	.10
ISS-3/8D9/16	3/8	9/16	1-1/2	45	.10

Insulated Wrench, Ratchet

Clé à cliquet isolante
Llave de trinquete con aislamiento



No.	a inch	l mm	g	l inch	lbs.
IW-142R	3/8	197	365	7-3/4	.80

Insulated Bar, Extension

Barre de rallonge isolante
Barra de extensión con aislamiento



No.	a inch	l mm	g	l inch	lbs.
IWE-3/8X6	3/8	155	135	6	.30

Insulated Wrench, Adjustable End

Clé à molette isolante
Barra de extremo ajustable con aislamiento



No.	s max. mm	l mm	g	s max. inch	l inch	lbs.
IW-71	29	213	225	1-1/8	8-3/8	.50
IW-72	33	268	410	1-5/16	10-1/2	.90

*Adjustable wrenches not rated 1000 V

Know You Are Safe™
with Ampco Safety Tools.

Insulated Wrench, Single Box End

Clé fermée simple isolante
Llave de cajón de un extremo con aislamiento




No.	s inch	l inch	g	lbs.
IWSB-7/16	7/16	5-1/2	45	.10
IWSB-1/2	1/2	5-7/8	90	.20
IWSB-9/16	9/16	6-1/4	90	.20

Knives

Knife, Common


Couteau, forme courbée
Cuchillo Común



No.	b mm	l mm	g	b inch	l inch	lbs.
K-5	145	260	45	5-3/4	10-1/4	.10

Knife, Common


Couteau, forme droite
Cuchillo Común



No.	b mm	l mm	g	b inch	l inch	lbs.
K-1	80	175	45	3-1/8	6-3/4	.10

Knife, Gasket


Couteau à joints
Cuchillo para Empaquetaduras



No.	a mm	b mm	l mm	Δ g	a inch	b inch	l inch	Δ lbs.
K-50	25	220	400	340	1	8-1/2	15-3/4	.75

Knife, Gasket


Couteau à joints
Cuchillo para Empaquetaduras



No.	a mm	b mm	l mm	Δ g	a inch	b inch	l inch	Δ lbs.
K-52	30	400	690	1340	1-3/16	15-3/4	27	2.95
K-54	40	800	1240	2040	1-1/2	31-1/2	49	4.50

Knife, Linoleum

Couteau à Linoleum
Cuchillo Linoleo

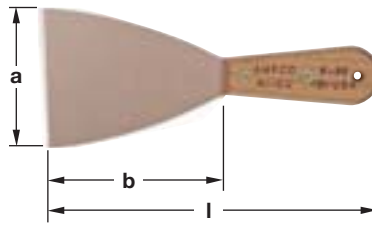


No.	a mm	b mm	l mm	Δ g	a inch	b inch	l inch	Δ lbs.
K-40	65	115	190	45	2-1/2	4-9/16	7-1/2	.10

The Original Manufacturer
of Non-Sparking,
Non-Magnetic Hand Tools.®

Knife, Putty/Hand Scraper, Stiff Blade

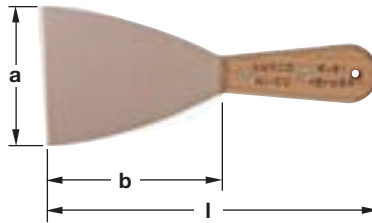
Couteau à palette, lame rigide
Espátula de Hoja Rívida



No.	a mm	b mm	l mm	Δ g	a inch	b inch	l inch	Δ lbs.
K-15	20	85	185	45	3/4	3-3/8	7-1/4	.10
K-21	30	90	200	45	1-1/4	3-9/16	7-3/4	.10
K-20	50	105	205	90	2	4	8	.20
K-30	90	115	215	135	3-1/2	4-1/2	8-1/2	.30

Knife, Putty/Hand Scraper, Flexible Blade


Couteau à palette, lame souple
Espátula de Hoja Flexible



No.	a mm	b mm	l mm	Δ g	a inch	b inch	l inch	Δ lbs.
K-31	90	115	215	135	3-1/2	4-1/2	8-1/2	.30

Knife, Utility


Couteau de cordonnier
Cuchillo Zapatero



No.	a mm	b mm	l mm	Δ g	a inch	b inch	l inch	Δ lbs.
K-10	22	100	190	90	7/8	4	7-1/2	.20

Scraper (Handle sold separately)


Grattoir, sans manche (Poignée non comprise)
Raspador (Mango no incluido)



No.	a mm	b mm	c mm	l1 mm	△ g	a inch	b inch	c inch	l1 inch	△ lbs.
S-20	75	64	6	230	500	3	2-1/2	1/4	9	1.10
S-21	100	64	6	230	680	4	2-1/2	1/4	9	1.50
S-22	125	64	6	230	725	5	2-1/2	1/4	9	1.60
S-23	150	57	6	215	770	6	2-1/4	1/4	8-1/2	1.70
S-30	75	38	6	180	455	3	1-1/2	1/4	7	1.00
S-31	100	38	6	180	455	4	1-1/2	1/4	7	1.00
S-32	125	32	6	180	455	5	1-1/4	1/4	7	1.00
S-33	150	38	6	170	500	6	1-1/2	1/4	6-3/4	1.10
Handle				l2 mm	△ g				l2 inch	△ lbs.
112559C				1475	860				58	1.90

Scraper, Deck

Grattoir coudé, avec poignée
Raspador Elevado



No.	a mm	l mm	△ g	a inch	l inch	△ lbs.
S-10ag	22	200	180	7/8	7-7/8	.40
S-10g	50	300	545	2	12	1.20

Scraper, Deck


Grattoir coudé, avec poignée
Raspador Elevado



No.	a mm	l mm	△ g	a inch	l inch	△ lbs.
S-11g	38	380	725	1-1/2	15	1.60

Scraper, Flat¹


Grattoir de mécanicien
Raspador Plano



No.	a mm	b mm	l mm	△ g	a inch	b inch	l inch	△ lbs.
8500	20	200	320	225	3/4	8	12-1/2	.50

Scraper, Floor, Plain (Handle sold separately)

Grattoir d'aire, droit sans manche
(Poignée non comprise)
Raspador de Piso, Llano (Mango no incluido)



No.	a mm	b mm	△ g	a inch	b inch	△ lbs.
S-71S	150	170	725	6	6-3/4	1.60
Handle		l mm	△ g		b inch	△ lbs.
112559C		1650	860		65	1.90

¹ Made in United Kingdom

Scraper, Hand Style

Grattoir d'aire, emmanché
Raspador Estilo Mano



No.	a mm	b mm	l mm	⚖ g	a inch	b inch	l inch	⚖ lbs.
S-1069	95	95	480	590	3-3/4	3-3/4	19	1.30

Scraper, Pick and Scaler


Pic à grattoir et dérasseur
Raspador, pico y raspador de sarro



No.	H g	a mm	l mm	⚖ g	H lbs.	a inch	l inch	⚖ lbs.
S-5	450	75	450	955	1	3	17-3/4	2.10

Scraper, Rust¹

Grattoir antirouille
Raspador de Oxido



No.	a mm	b mm	l mm	⚖ g	a inch	b inch	l inch	⚖ lbs.
8600	75	200	600	500	3	8	23-1/2	1.10
8602	75	200	800	635	3	8	31-1/2	1.40
8604	75	200	1000	770	3	8	39-1/4	1.70
8606	75	200	1200	905	3	8	47-1/4	2.00

Scraper, Ship

Grattoir de peintre, forme trapèze
Raspador de Viajado



No.	a mm	b mm	l mm	⚖ g	a inch	b inch	l inch	⚖ lbs.
S-27	100	70	405	545	4	2-3/4	16	1.20
S-27-5	blade only			180	blade only			.40

Scraper, Spray Booth

Grattoir pour cabine de peinture au pistolet
Raspado para Cabina de Pintar



No.	a mm	l mm	⚖ g	a inch	l inch	⚖ lbs.
S-40	75	235	30	3	9-1/4	.07

Static sparks can ignite flammable vapors, liquids, dust and residues. The metals used to make Ampco Safety Tools are highly conductive and must be grounded if there is concern for a static-electric charge.

Scraper, Triangular¹

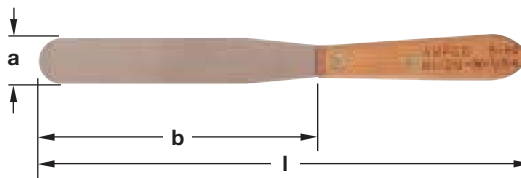
Grattoir triangulaire
Raspador Triangular



No.	b mm	l mm	⚖ g	b inch	l inch	⚖ lbs.
4-1268	200	320	180	8	12-1/2	.40

Spatula

Spatule
Espátula




No.	a mm	b mm	l mm	⚖ g	a inch	b inch	l inch	⚖ lbs.
S-90	25	150	260	45	1	6	10-1/4	.10
S-91	40	230	350	135	1-1/2	9	14	.30
S-92	50	355	490	270	2	14	19-1/4	.60

Flexible blades available upon request.
Lames flexibles disponibles sur demande.
Cuchillas flexibles disponibles a petición.

Trowel, Bricklayers'

Truelle à joints
Palustre para Ladrillos

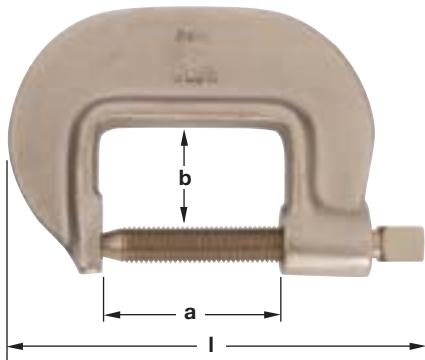


No.	a mm	b mm	l mm	g	a inch	b inch	l inch	lbs.
T-10	130	215	335	500	5-1/8	8-1/2	13-1/4	1.10
T-12	140	280	360	545	5-1/2	11	14-1/4	1.20

Miscellaneous

Clamp

Presse serre-joint
Prensa



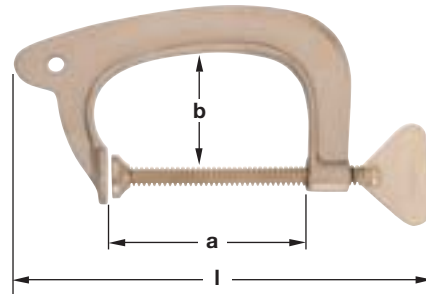
No.	a mm	b mm	l mm	g	a inch	b inch	l inch	lbs.
C-30-1	19	19	76	135	3/4	3/4	3	.30
C-30-6	115	75	290	4445	4-1/2	3	11-1/2	9.80
C-30-8	165	90	370	9115	6-1/2	3-1/2	14-1/2	20.10

Industry Leading Service, Expertise
and Regulatory Knowledge.

Call Us for Support, Custom
Products, Answers and Solutions.

Clamp, Grounding²

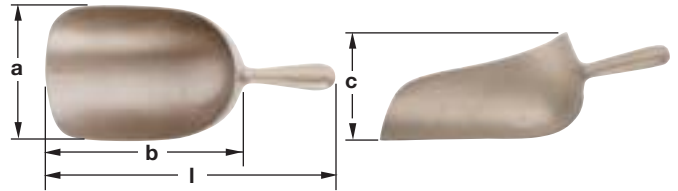
Serre-joint
Prensa para Toma



No.	a mm	b mm	l mm	g	a inch	b inch	l inch	lbs.
8480	105	75	230	545	4-1/8	3	9	1.20

Scoop, Sugar


Pelle pour matières pulvérulentes
Cuchara Recogedora de Azúcar



No.	a mm	b mm	c mm	l mm	g	a inch	b inch	c inch	l inch	lbs.
S-43	75	125	50	200	410	3	5	2	8	.90
S-44	125	200	90	300	1000	4-7/8	8	3-1/2	12	2.20
S-45	140	255	100	360	1540	5-1/2	10	4	14	3.40

Tweezer

Pincette
Pinzeta

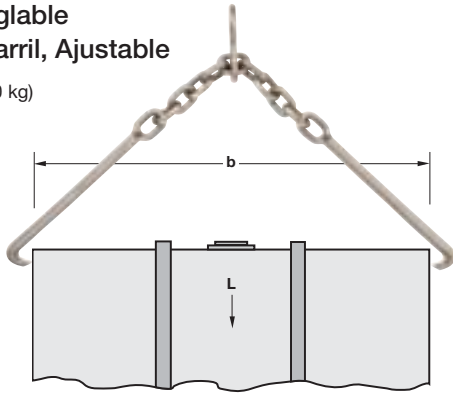


No.	l mm	g	l inch	lbs.
T-40	140	25	5-1/2	.05

Barrel Hook, Adjustable

Crochet à fût, réglable
Ganchos para Barril, Ajustable

Rated for 1,500 lbs. (680 kg)
Capacité nominale de
1,500 lbs. (680 kg)
Capacidad nominal de
1,500 lbs. (680 kg)

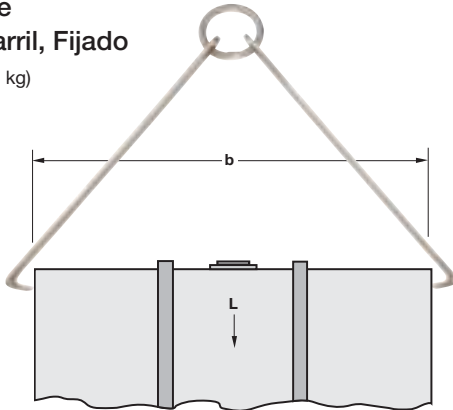


No.	b max. mm	L max. kg	⚖ g	b max. inch	L max. lbs.	⚖ lbs.
B-10	1060	680	4400	42	1500	9.70

Barrel Hook, Fixed

Crochet à fût, fixe
Ganchos para Barril, Fijado

Rated for 1,500 lbs. (680 kg)
Capacité nominale de
1,500 lbs. (680 kg)
Capacidad nominal de
1,500 lbs. (680 kg)



No.	b max. mm	L max. kg	⚖ g	b max. inch	L max. lbs.	⚖ lbs.
B-15	1060	680	2540	42	1500	5.60

Drum Opener

Ouvre tonneau à carbure
Abridor de Toneles de Carburo




No.	a mm	b mm	l mm	⚖ g	a inch	b inch	l inch	⚖ lbs.
DO-100	60	75	300	795	2-3/8	3	11-7/8	1.75



Wrench, Bung fits 3/4" & 2" bungs


Clé à bondes, pour bondes de 3/4" et 2"
Llave taponadora para taponos de 3/4" y 2"



No.	l mm	⚖ g	l inch	⚖ lbs.
W-56	305	635	12	1.40

Wrench, Bung for 21 different bungs

Clé universelle, pour débondier les fûts
Llave Taponadora para 21 Taponos Diferentes



No.	a mm	b mm	l mm	⚖ g	a inch	b inch	l inch	⚖ lbs.
W-58-S	65	60	385	1045	2-1/2	2-1/4	15	2.30



Crate Opener


Ouvre-caisses
Abre Cajas



No.	a mm	b mm	l mm	g	a inch	b inch	l inch	lbs.
CJ-1-ST	70	35	230	410	2-3/4	1-3/8	9	.90


Flange Spreader

Décolleur
Veleta Difusora



No.	a mm	b mm	c mm	s mm	l mm	g	a inch	b inch	c inch	s inch	l inch	lbs.
FS-100	140	60	60	45	305	7350	5-1/2	2-1/4	2-1/4	1-13/16	12	16.20

Wedge, Banana



No.	a mm	b mm	d mm	l mm	g	a inch	b inch	d inch	l inch	lbs.
BW-1	21	105	6	310	610	13/16	4-1/16	1/4	12-1/4	1.35

Wedge, Flange

Coin (casse joint)
Cuña de Pestaña



No.	a mm	b mm	l mm	g	a inch	b inch	l inch	lbs.
W-1	6	15	80	45	1/4	1/2	3-1/4	.10
W-2	13	19	95	90	1/2	3/4	3-3/4	.20
W-3	13	25	150	180	1/2	1	6	.40
W-4	19	38	150	365	3/4	1-1/2	6	.80
W-5	13	32	180	270	1/2	1-1/4	7	.60
W-6	19	50	180	635	3/4	2	7	1.40
W-7	41	38	195	1135	1-5/8	1-1/2	7-3/4	2.50
W-8	25	38	200	725	1	1-1/2	8	1.60
W-9	19	50	200	725	3/4	2	8	1.60
W-10	32	50	215	1225	1-1/4	2	8-1/2	2.70
W-11	10	50	180	410	3/8	2	7	.90
W-12	10	50	90	180	3/8	2	3-1/2	.40
W-13	50	50	200	1860	2	2	8	4.10

BUNG WRENCH

The one tool you need to open drums of flammable and combustible liquids. They open most plug and bung nuts – plastic and metal, male or female.




Fits at least 21 different bungs



Adze, Railroad

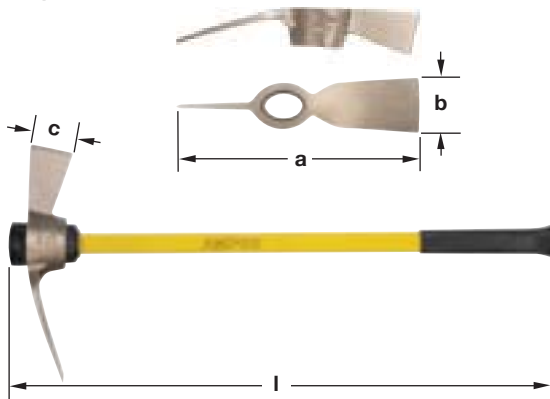
Houe, emmanchée
Azuela de Ferrocarril



No.	a mm	l mm	⚖ g	a inch	l inch	⚖ lbs.
A-2	130	860	2405	5	34	5.30

Mattock

Pioche à défricher, emmanchée
Piqueta



No.	a mm	b mm	c mm	l mm	⚖ g	a inch	b inch	c inch	l inch	⚖ lbs.
M-55FG	415	100	75	920	2270	16-1/4	3-7/8	3	36-1/4	5.00

Pick, Hand

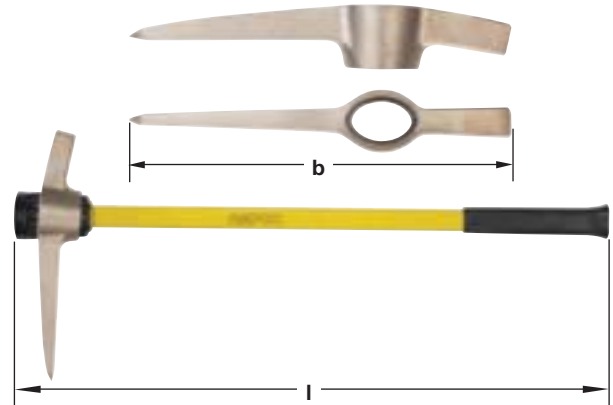
Pic à main, emmanché
Pico de Mano



No.	a mm	l mm	⚖ g	a inch	l inch	⚖ lbs.
P-96	230	370	905	9	14-1/2	2.00

Pick, Miners' (Handle sold separately)

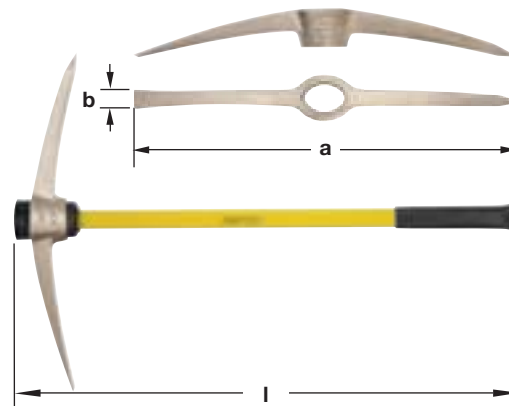
Pic de mineur (Manche vendu séparément)
Pico de Minero (El mango se vende por separado)



No.	H g	b mm	⚖ g	H lbs.	b inch	⚖ lbs.
P-7	2100	406	1905	4.63	16	4.20

Pick, Railroad or Clay (*Handle sold separately) (DIN 20109)

Pioche de terrassier (*Manche vendu séparément)
Pico de Ferrocarril (*El mango se vende por separado)



No.	H g	a mm	b mm	l mm	⚖ g	H lbs.	a inch	b inch	l inch	⚖ lbs.
* P-1	2041	535	25	915	1950	4.50	21	1	36	4.30
* P-3	3035	635	32	915	2860	6.69	25	1-1/4	36	6.30
* P-6	4708	700	38	915	4535	10.38	27-1/2	1-1/2	36	10.00

***Handle (sold separately)**

14736S-A				915	1220				36	2.69
----------	--	--	--	-----	------	--	--	--	----	------

No.	H g	a mm	b mm	l mm	⚖ g	H lbs.	a inch	b inch	l inch	⚖ lbs.
17700	1500	400	50	900	1540	3.30	15-3/4	2	35-1/2	3.40
17702	2500	500	50	950	2585	5.50	19-5/8	2	37	5.70
17704	3000	550	55	950	2950	6.60	21-5/8	2-1/8	37	6.50
17706	3500	600	55	950	3220	7.70	23-5/8	2-1/8	37	7.10

7700-7706 comes with wooden handle



Pick, Thread Cleaning

Pic à nettoyer le filetage
Pico limpiador de roscas



No.	a mm	l mm	△ g	a inch	l inch	△ lbs.
P-20	6	250	45	1/4	10	.10
P-22	10	250	90	3/8	10	.20
P-24	13	250	180	1/2	10	.40

Pliers

Pliers, Adjustable Combination with Grips

Pince combinée
Pinza de Combinación Ajustable



No.	a max. mm	l mm	△ g	a max. inch	l inch	△ lbs.
P-30	8	165	180	5/16	6-1/2	.40
P-31	13	205	225	1/2	8	.50

Pliers, Cutting⁶


Tenaille
Pinza Cortadora



No.	l mm	△ g	l inch	△ lbs.
4-1242	230	520	9-7/8	1.15

Pliers, Diagonal Cutting with Grips


Pince coupante diagonale
Pinza de Corte Diagonal



No.	l mm	△ g	l inch	△ lbs.
P-36	180	180	7	.40

Pliers, Flat Nose with Grips⁶ (DIN 5248)


Pince plate
Pinza de Punta Aplanada



No.	l mm	△ g	l inch	△ lbs.
8254	160	135	6-1/4	.30

Pliers, Groove Joint with Grips


Pince multiprise
Pinza Junta Estriada



No.	a max. mm	l mm	△ g	a max. inch	l inch	△ lbs.
P-39	45	255	320	1-1/2	10	.70
P-312	55	300	545	2-1/8	12	1.20

Pliers, Lineman's/Side Cutting with Grips


Pince universelle
Pinza de Combinación



No.	l mm	△ g	l inch	△ lbs.
P-35	230	410	8-1/2	.90

Pliers, Needle-Nose with Side Cutter

Pince demi ronde, longs becs
Pinza de Punta Larga con Cortador




No.	l mm	△ g	l inch	△ lbs.
P-326	180	90	7	.20



Pliers, Round Nose with Grips⁶ (DIN 5249)


Pince ronde
Pinza de Punta Redonda



No.	l mm	g	l inch	lbs.
8264	160	90	6-1/4	.20

Pliers, Top Cutting²

Pince à lame coupante
Pinza de Corte Superior



No.	l mm	g	l inch	lbs.
8350	185	270	7-1/4	.60

Pliers, Snap/Retaining Ring⁶ (DIN 5256)

Pince pour circlips intérieurs
Pinza Abre Anillos




Internal
Interne
Interno

No.	l mm	mm	g	l inch	inch	lbs.
8320	140	8-25	45	5-1/2	5/16-1	.10
8322	180	19-60	135	7	3/4-2-3/8	.30
8324	225	40-100	225	8-3/4	1-9/16-3-15/16	.50
8326	290	85-165	410	11-1/2	3-5/16-6-1/2	.90

Pliers, Wire Stripping with Grips⁶

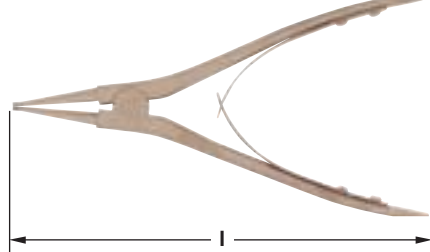
Pince à dénuder avec poignées
Alicates pelacables con mango



No.	Dia. mm	l mm	g	Dia. inch	l inch	lbs.
8270	0.5 - 5	155	90	1/32 - 3/16	6	.20

Pliers, Snap/Retaining Ring⁶ (DIN 5254)

Pince pour circlips intérieurs
Pinza Abre Anillos



External
Externe
Externo

No.	l mm	mm	g	l inch	inch	lbs.
8300	140	3-10	45	5-1/2	1/8-3/8	.10
8302	140	10-25	45	5-1/2	3/8-1	.10
8304	180	19-60	135	7	3/4-2-3/8	.30
8306	225	40-100	225	8-3/4	1-9/16-3-15/16	.50
8308	310	85-165	545	12-1/4	3-5/16-6-1/2	1.20

Pins / Punches

Awl

Alène
Lesna



No.	d mm	l mm	g	d inch	l inch	lbs.
A-1	5	185	45	3/16	7-1/4	.10

Drift Pin, Barrel Type/Double-End Aligning Pin

Broche fusiforme

Perno de Dirección, Tipo Barril



No.	a mm	d mm	l mm	△△ g	a inch	d inch	l inch	△△ lbs.
D-1	5	17	200	225	3/16	11/16	8	.50
D-2	8	21	200	320	5/16	13/16	8	.70
D-3	10	24	200	410	7/16	15/16	8	.90
D-4	13	27	200	545	9/16	1-1/16	8	1.20
D-5	18	30	200	815	11/16	1-3/16	8	1.80
D-6	22	33	200	1000	13/16	1-5/16	8	2.20

Drift Pin, Straight Type/Single-End Aligning Pin

Broches d'assemblage, droite/simple d'alignement

Perno pasador, Perno alineador recto/de extremo simple

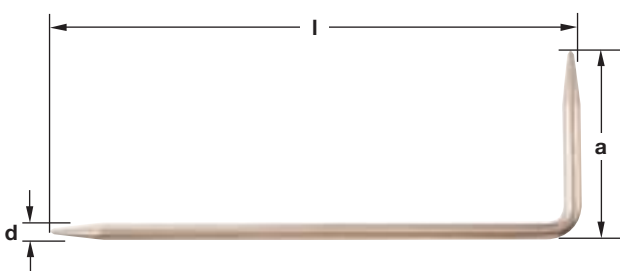


No.	a mm	d mm	l mm	△△ g	a inch	d inch	l inch	△△ lbs.
D-20	6	13	150	90	1/4	1/2	6	.20
D-21	7	17	150	180	9/32	11/16	6	.40
D-22	8	21	205	320	5/16	13/16	8	.70
D-23	12	24	255	590	7/16	15/16	10	1.30
D-24	13	29	255	770	1/2	1-1/8	10	1.70

Pin, Offset

Goupille coudée

Perno Acodado



No.	d mm	a mm	l mm	△△ g	d inch	a inch	l inch	△△ lbs.
P-8200	16	152	450	680	5/8	6	17-3/4	1.50
P-8202	19	152	450	1045	3/4	6	17-3/4	2.30
P-8204	24	152	450	1815	15/16	6	17-3/4	4.00
P-8206	25	152	450	2245	1	6	17-3/4	4.95
P-8208	35	152	450	3650	1-3/8	6	17-3/4	8.05

Punch (DIN 6458)

Poinçon

Punzón



No.	a mm	d mm	l mm	△△ g	a inch	d inch	l inch	△△ lbs.
P-8501	1	9.5	120	45	3/64	3/8	4-3/4	.10
P-8502	2	13	120	90	5/64	1/2	4-3/4	.20
P-8503	3	13	120	90	1/8	1/2	4-3/4	.20
P-8504	4	13	120	90	5/32	1/2	4-3/4	.20
P-8505	5	13	120	90	3/16	1/2	4-3/4	.20
P-8506	6	13	120	90	1/4	1/2	4-3/4	.20
P-8507	7	13	120	90	9/32	1/2	4-3/4	.20
P-8508	8	13	120	90	5/16	1/2	4-3/4	.20
P-8505L	5	13	150	90	13/64	1/2	6	.20
P-8506L	6	13	150	90	1/4	1/2	6	.20
P-8507L	7	13	150	90	9/32	1/2	6	.20
P-8508L	8	13	150	90	5/16	1/2	6	.20
P-8509	9	13	150	90	3/8	1/2	6	.20
P-8510	10	13	150	135	25/64	1/2	6	.30
P-8512	12	16	150	180	15/32	5/8	6	.40
P-8513	13	19	150	270	1/2	3/4	6	.60
P-8514	14	19	150	295	9/16	3/4	6	.65
P-8516	16	19	200	365	5/8	3/4	7-3/4	.80
P-8518	18	22	200	365	45/64	7/8	7-3/4	.80
P-8520	20	25	200	610	25/32	1	7-3/4	1.35
P-8522	22	25	200	635	7/8	1	7-3/4	1.40

Punch, Center

Pointeau

Punzón de Marcar



No.	d mm	l mm	△△ g	d inch	l inch	△△ lbs.
P-1290	8	100	45	5/16	4	.10
P-1291	10	115	45	3/8	4-1/2	.10
P-1292	13	130	90	1/2	5	.20
P-1292A	14	70	90	9/16	4-1/4	.20
P-1293	16	150	135	5/8	6	.30
P-1294	18	140	180	11/16	5-1/2	.40
P-1295	20	160	225	3/4	6-1/4	.50
P-1296	24	205	500	15/16	8	1.10
P-1297	27	240	770	1-1/16	9-1/2	1.70



Punch, Machinists'

Chasse-goupilles, série lourde
Punzón de Mecánico



No.	a mm	d mm	l mm	g	a inch	d inch	l inch	lbs.
P-40	5	16	215	250	3/16	5/8	8-1/2	.55
P-41	10	19	230	410	3/8	3/4	9	.90
P-42	13	25	255	885	1/2	1	10	1.95

Punch, Pin

Chasse-goupilles, série légère
Botador



No.	a mm	d mm	l mm	g	a inch	d inch	l inch	lbs.
P-48	1.5	8	110	45	1/16	5/16	4-3/16	.10
P-49	2	8	110	45	1/16	5/16	4-3/16	.10
P-50	3	10	125	45	1/8	3/8	5	.10
P-50A	4	13	125	115	5/32	1/2	5	.25
P-50B	5	13	125	115	3/16	1/2	5	.25
P-51	6	14	150	115	1/4	9/16	6	.25
P-51A	8	14	150	135	5/16	9/16	6	.30
P-52	10	14	175	160	3/8	9/16	7	.35
P-53	13	17	200	295	1/2	11/16	8	.65
P-54	16	21	230	475	5/8	13/16	9	1.05

Scriber, Double End

Pointe à tracer double
Rayador de Doble Extremo




No.	d mm	l mm	g	d inch	l inch	lbs.
S-100	3	150	45	1/8	6	.10

Spike, Marlin

Epissoir
Pica de Marlin




No.	l mm	g	l inch	lbs.
MS-1-ST	405	815	16	1.80



Bar, Crow

Pince à décoffrer
Barra de Demolición



No.	a mm	b mm	l mm	△ g	a inch	b inch	l inch	△ lbs.
W-29	28	16	460	770	1-1/8	5/8	18	1.70
W-30	33	19	610	1450	1-1/4	3/4	24	3.20
W-30a	39	22	760	2585	1-9/16	7/8	30	5.70
W-31	43	22	920	3130	1-11/16	7/8	36	6.90

Bar, Pinch


Pince à talon
Barra Pie de Cabra



No.	b mm	s mm	l mm	△ g	b inch	s inch	l inch	△ lbs.
P-9	25	19	460	1020	1	3/4	18	2.25
P-8	28	22	760	2175	1-1/8	7/8	30	4.80
P-10	35	25	910	3445	1-3/8	1	36	7.60

Bar, Pry

Pince à levier
Barra Pata de Gallo



No.	a mm	l mm	△ g	a inch	l inch	△ lbs.
P-11	28	1525	8120	1-1/4	60	17.90
P-12	32	1730	10885	1-3/8	68	24.00



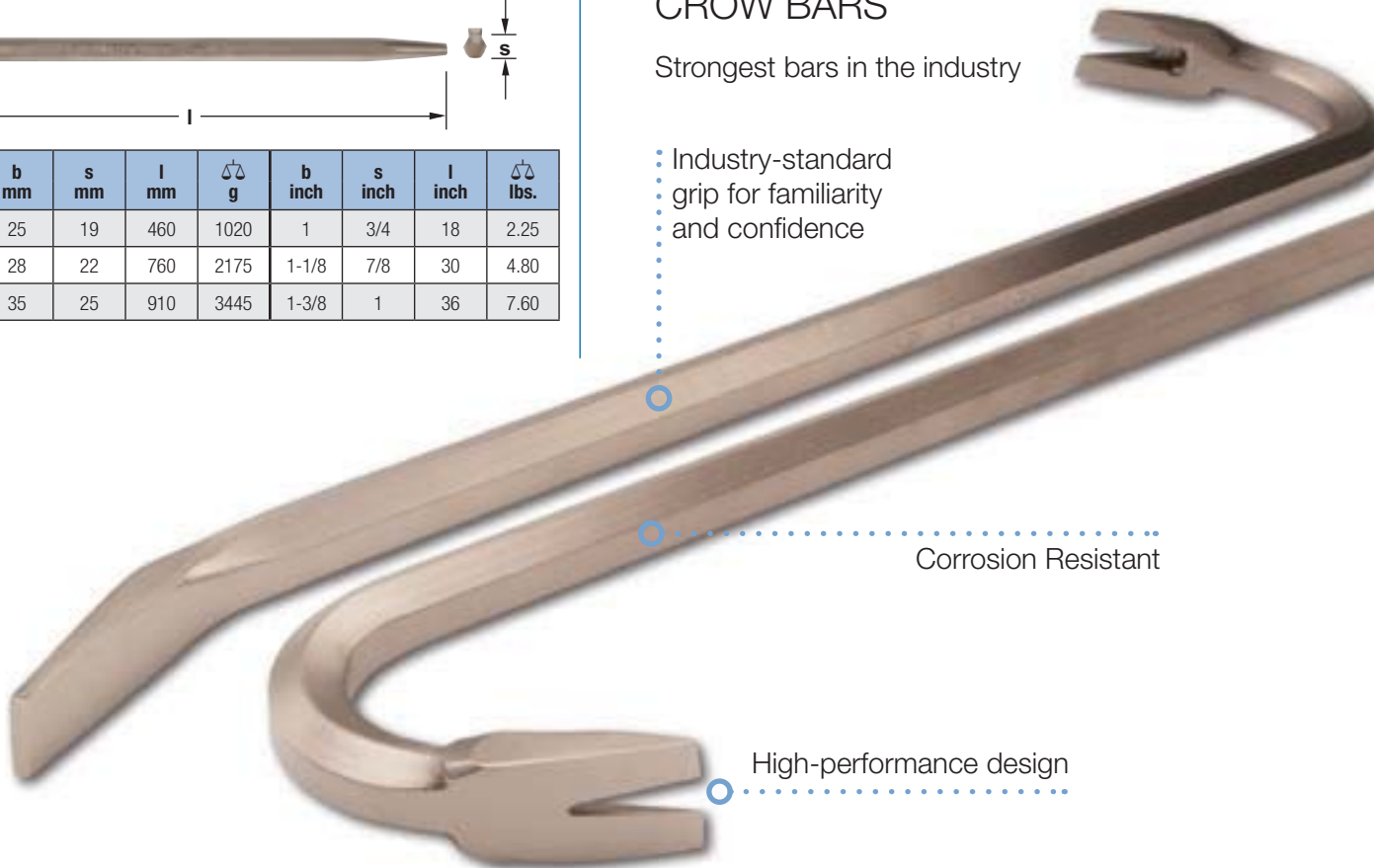
CROW BARS

Strongest bars in the industry

- Industry-standard grip for familiarity and confidence


Corrosion Resistant

High-performance design



Hex Nut Driver


Clé à douille pour boulons à six pans
Dirigidor de Tuercas Hexagonales



Millimeter (mm)					American Inch (")				
No.	s mm	a mm	l mm	⚖ g	No.	s inch	a inch	l inch	⚖ lbs.
ND-3.5MM	3.5	130	215	45	ND-1/8	1/8	3-7/16	6-7/8	.10
ND-4MM	4	130	215	45	ND-5/32	5/32	3-7/16	6-7/8	.10
ND-4.5MM	4.5	130	215	45	ND-3/16	3/16	3-7/16	6-7/8	.10
ND-5MM	5	130	215	45	ND-7/32	7/32	3-7/16	6-7/8	.10
ND-5.5MM	5.5	130	215	45	ND-1/4	1/4	3-7/16	6-7/8	.10
ND-6MM	6	130	215	45	ND-9/32	9/32	3-7/16	6-7/8	.10
ND-6.5MM	6.5	130	215	90	ND-5/16	5/16	3-7/16	6-7/8	.20
ND-7MM	7	130	215	90	ND-11/32	11/32	3-7/16	7-7/16	.20
ND-7.5MM	7.5	130	215	90	ND-3/8	3/8	3-7/16	7-7/16	.20
ND-8MM	8	130	215	90	ND-7/16	7/16	3-7/16	7-7/16	.20
ND-9MM	9	130	215	90	ND-1/2	1/2	3-7/16	7-7/16	.20
ND-10MM	10	130	230	135	ND-9/16	9/16	3-7/16	7-7/16	.20
ND-11MM	11	130	230	135	ND-5/8	5/8	3-7/16	7-7/16	.40
ND-12MM	12	130	230	135	ND-11/16	11/16	4-5/16	9	.50
ND-13MM	13	130	230	135	ND-3/4	3/4	4-5/16	9	.50
ND-14MM	14	130	230	180	ND-13/16	13/16	4-5/16	9	.50
ND-15MM	15	130	230	180	ND-7/8	7/8	4-5/16	9	.50
ND-16MM	16	130	255	180					
ND-17MM	17	130	255	225					
ND-18MM	18	130	255	225					

Screwdriver, Cabinet-Tip

Tournevis, lame cylindrique
Destornillador, Hoja Cilindrica



No.	a mm	b mm	l mm	⚖ g	a inch	b inch	l inch	⚖ lbs.
S-53	5	80	170	45	3/16	3-1/8	6-5/8	.10
S-55	5	150	240	90	3/16	6	9-1/2	.20
S-52	6	100	195	45	1/4	4	7-5/8	.10
S-56	10	305	430	270	3/8	12	17	.60

Screwdriver, Offset


Tournevis coudé
Destornillador Acodado



No.	a mm	l mm	⚖ g	a inch	l inch	⚖ lbs.
S-1004b	6	130	45	1/4	5	.10
S-1004	10	140	45	3/8	5-1/4	.10
S-1005	13	190	180	1/2	7-1/4	.40

Screwdriver, Phillips


Tournevis cruciforme
Destornillador Estrella



No.	Type	b mm	l mm	⚖ g	b inch	l inch	⚖ lbs.
S-1098	0	60	150	45	2-3/8	6	.10
S-1099a	1	75	155	45	3	6-1/2	.10
S-1099	2	100	190	45	4	7-1/2	.10
S-1100	3	150	260	90	6	10-1/8	.20
S-1101	4	200	330	180	8	13	.40

Screwdriver, Standard

Tournevis, manche plastique
Destornillador




No.	a mm	b mm	l mm	⚖ g	a inch	b inch	l inch	⚖ lbs.
S-34	3	60	140	45	1/8	2-3/8	5-1/2	.10
S-54	3	150	240	45	1/8	6	9-1/2	.10
S-35	4	70	165	45	5/32	2-3/4	6-1/2	.10
S-36	4	120	215	45	5/32	4-3/4	8-1/2	.10
S-37	5	80	170	45	3/16	3-1/8	6-5/8	.10
S-38	6	100	195	45	1/4	4	7-5/8	.10
S-39	6	150	245	90	1/4	5-7/8	9-5/8	.20
S-48	8	75	165	45	5/16	3	6-1/2	.10
S-49	8	150	260	90	5/16	6	10-1/8	.20
S-50	10	200	330	180	3/8	8	13	.40
S-51	10	300	430	270	3/8	12	17	.60



Wrench, Hex Key⁵ (DIN 911)


Clé male pour vis creuse à 6 pans
Llave Allen



Millimeter (mm)					American Inch (")				
No.	s mm	a mm	l mm	Δ g	No.	s inch	a inch	l inch	Δ lbs.
WH-1.5MM	1.5	20	63	45	WH-1/16	1/16	1/2	1-3/4	.10
WH-2MM	2	20	63	45	WH-5/64	5/64	3/4	1-7/8	.10
WH-2.5MM	2.5	20	63	45	WH-3/32	3/32	3/4	1-7/8	.10
WH-3MM	3	20	63	45	WH-1/8	1/8	13/16	2-5/16	.10
WH-4MM	4	25	70	45	WH-5/32	5/32	7/8	2-1/2	.10
WH-5MM	5	28	79	45	WH-3/16	3/16	7/8	2-7/8	.10
WH-6MM	6	32	90	45	WH-7/32	7/32	1-1/16	3-1/8	.10
WH-7MM	7	35	95	45	WH-1/4	1/4	1-1/16	3-5/16	.10
WH-8MM	8	36	100	45	WH-5/16	5/16	1-3/8	3-3/4	.10
WH-9MM	9	38	105	90	WH-3/8	3/8	1-7/16	4-5/16	.20
WH-10MM	10	40	110	90	WH-7/16	7/16	1-9/16	4-3/4	.30
WH-11MM	11	41	120	135	WH-1/2	1/2	1-3/4	5-1/4	.40
WH-12MM	12	44	125	135	WH-9/16	9/16	1-3/4	5-3/4	.60
WH-13MM	13	51	135	180	WH-5/8	5/8	1-7/8	6-1/4	.70
WH-14MM	14	57	140	225	WH-11/16	11/16	2-1/4	7-1/4	1.10
WH-17MM	17	63	160	410	WH-3/4	3/4	2-1/4	7-1/4	1.20
WH-19MM	19	70	180	590	WH-7/8	7/8	2-1/4	7-1/4	2.10
WH-22MM	22	80	200	905	WH-1	1	2-1/4	7-1/4	2.30
WH-24MM	24	90	222	1360					
WH-27MM	27	100	250	1860					
WH-30MM	30	115	280	2585					
WH-32MM	32	125	320	3740					
WH-36MM	36	140	355	4670					

Wrench, Hex Key, T-Handle

Clé, clé hexagonale, poignée en T
Llave Allen de mango en T



Millimeter (mm)					American Inch (")				
No.	s mm	a mm	l mm	Δ g	No.	s inch	a inch	l inch	Δ lbs.
WT-2MM	2	115	150	90	WT-5/64	5/64	4-1/2	6	.20


No.	s mm	a mm	l mm	Δ g	No.	s inch	a inch	l inch	Δ lbs.
WT-2.5MM	2.5	115	150	90	WT-3/32	3/32	4-1/2	6	.20
WT-3MM	3	115	150	90	WT-1/8	1/8	4-1/2	6	.20
WT-4MM	4	115	150	90	WT-5/32	5/32	4-1/2	6	.20
WT-5MM	5	115	150	90	WT-3/16	3/16	4-1/2	6	.30
WT-6MM	6	115	150	135	WT-7/32	7/32	4-1/2	6	.30
WT-7MM	7	115	150	180	WT-1/4	1/4	4-1/2	6	.40
WT-8MM	8	115	150	225	WT-5/16	5/16	4-1/2	6	.50
WT-9MM	9	115	150	225	WT-3/8	3/8	4-1/2	6	.50
WT-10MM	10	115	150	225					

Shovels / Forks

Fork, Garden with Fiberglass Handle

Fourche bêche, emmanchée
(Avec manche en fibre de verre)

Horquilla de Jardinería (Con mango de fibra de vidrio)



No.	a mm	b mm	l mm	Δ g	a inch	b inch	l inch	Δ lbs.
F-5FG	180	290	1015	1635	7	11-1/2	40	3.60

Fork, Guncotton with Fiberglass Handle

Fourche pour fulmicoton ou nitrocellulose
(Avec manche en fibre de verre)

Horquilla para Algodón (Con mango de fibra de vidrio)




No.	Tine	a mm	l mm	Δ g	a inch	l inch	Δ lbs.
F-1FG	3	100	915	1225	4	36	2.70
F-1AFG	4	150	1065	1905	6	42	4.20

Fork, Hay with Fiberglass Handle

Fourche 3 dents, emmanchée

(Avec manche en fibre de verre)

Horquilla para Heno (Con mango de fibra de vidrio)




No.	a mm	b mm	l mm	g	a inch	b inch	l inch	lbs.
F-3FG	180	290	1660	1450	7	11-1/2	65-1/4	3.20

Fork, Manure with Fiberglass Handle

Fourche 5 dents, emmanchée

(Avec manche en fibre de verre)

Horquilla para Abono (Con mango de fibra de vidrio)



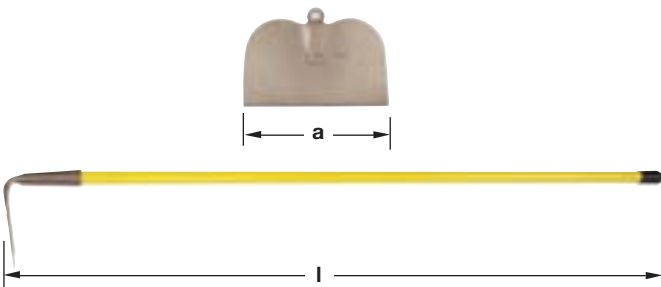
No.	a mm	b mm	l mm	g	a inch	b inch	l inch	lbs.
F-4FG	230	330	1665	1770	9	13	65-1/2	3.90

Hoe, Garden/Mixing, Straight Blade with Fiberglass Handle

Hoe à manche long

(Avec manche en fibre de verre)

Azadón de Jardín (Con mango de fibra de vidrio)

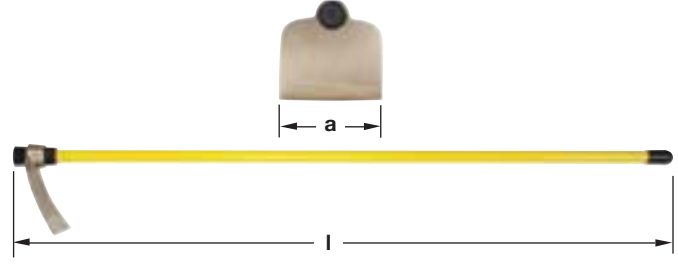


No.	a mm	l mm	g	a inch	l inch	lbs.
H-100FG	150	1400	1680	6	55	3.70
H-101FG	200	1400	1770	8	55	3.90
H-102FG	250	1400	2270	10	55	5.00
H-103FG	290	1400	2040	11-1/2	55	4.50

Hoe, Planters'/Mixing, Angled Blade with Fiberglass Handle

Houe, emmanchée (Avec manche en fibre de verre)

Azadón de Plantación (Con mango de fibra de vidrio)

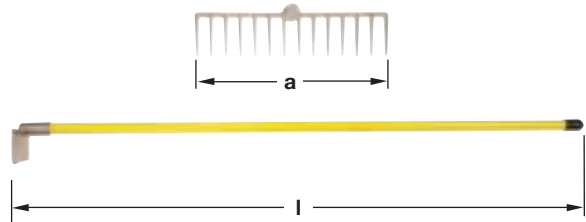


No.	a mm	l mm	g	a inch	l inch	lbs.
H-110FG	200	1400	1495	7-3/4	55	3.30

Rake with Fiberglass Handle

Râteau, 14 dents (Avec manche en fibre de verre)

Rastrillo (Con mango de fibra de vidrio)




No.	a mm	l mm	g	a inch	l inch	lbs.
R-10FG	360	1530	1495	14-1/4	60-1/4	3.30

Shovel, Round Point with Foot Step & D-Grip with Fiberglass Handle (DIN 20121)

Pelle de terrassier avec manche à poignée fermée

(Avec manche en fibre de verre)

Pala de punta redonda con pie de empuje y mango en D (Con mango de fibra de vidrio)




No.	a mm	b mm	l mm	g	a inch	b inch	l inch	lbs.
S-83FG	230	285	940	2040	9	11-1/4	37	4.50

Shovel, Round Point with Foot Step & Long Handle with Fiberglass Handle (DIN 20121)

Pelle de terrassier, manche droit

(Avec manche en fibre de verre)

Pala de punta redonda con pie de empuje y mango largo (Con mango de fibra de vidrio)



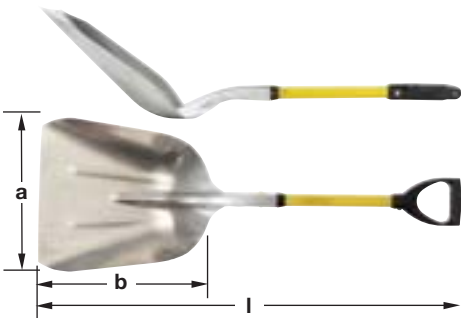
No.	a mm	b mm	l mm	△ g	a inch	b inch	l inch	△ lbs.
S-81FG	230	285	1435	2495	9	11-1/4	56-1/2	5.50

Shovel, Scoop with D-Grip with Fiberglass Handle

Pelle creuse, manche à poignée

(Avec manche en fibre de verre)

Pala Cuchara (Con mango de fibra de vidrio)

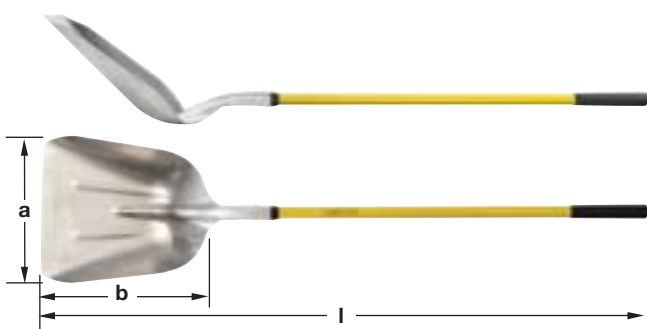


No.	a mm	b mm	l mm	△ g	a inch	b inch	l inch	△ lbs.
S-80FG	355	430	1015	1495	14	17	40	3.30

Shovel, Scoop with Long Handle with Fiberglass Handle

Pelle creuse, manche droit (Avec manche en fibre de verre)

Pala Cuchara (Con mango de fibra de vidrio)



No.	a mm	b mm	l mm	△ g	a inch	b inch	l inch	△ lbs.
S-79FG	355	430	1535	2130	14	17	60-1/2	4.70


1 Made in United Kingdom

Shovel, Square Point with Foot Step & D-Grip with Fiberglass Handle

Pelle à boue avec manche à poignée fermée

(Avec manche en fibre de verre)

Pala de punta cuadrada con pie de empuje y mango en D (Con mango de fibra de vidrio)




No.	a mm	b mm	l mm	△ g	a inch	b inch	l inch	△ lbs.
S-84FG	230	280	940	2270	9	11	37	5.00

Shovel, Square Point with Foot Step & Long Handle with Fiberglass Handle (DIN 20123)

Pelle à boue, manche droit et longue poignée

(Avec manche en fibre de verre)

Pala de punta cuadrada con pie de empuje y mango largo (Con mango de fibra de vidrio)




No.	a mm	b mm	l mm	△ g	a inch	b inch	l inch	△ lbs.
S-82FG	230	280	1475	2810	9	11	58	6.20

Spade, Edging with D-Grip¹ with Fiberglass Handle (DIN 20127)

Bêche, manche à poignée (Avec manche en fibre de verre)


Azada de Borde (Con mango de fibra de vidrio)



No.	a mm	b mm	l mm	△ g	a inch	b inch	l inch	△ lbs.
7732	185	280	1180	1815	7-1/4	11	46-1/2	4.00

Sockets, 6-Point Sockets, 6-Point, Deep Well

Douilles, 6 Pans
Douilles, 6 Pans, Longues
Cubos, 6-Puntos
Cubos, 6-Puntos, Largo



1/4" Drive (a) Standard / Standard / Estándar				1/4" Drive (a) Deep Well / Profundas / Cubo largo			
No.	s mm	l mm	g	No.	s mm	L mm	g
SS-1/4D4MM	4	13	45	DW-1/4D4MM	4	50	45
SS-1/4D4.5MM	4.5	13	45	DW-1/4D4.5MM	4.5	50	25
SS-1/4D5MM	5	13	45	DW-1/4D5MM	5	50	25
SS-1/4D5.5MM	5.5	13	45	DW-1/4D5.5MM	5.5	50	25
SS-1/4D6MM	6	13	45	DW-1/4D6MM	6	50	25
SS-1/4D7MM	7	13	45	DW-1/4D7MM	7	50	25
SS-1/4D8MM	8	16	45	DW-1/4D8MM	8	50	25
SS-1/4D9MM	9	16	45	DW-1/4D9MM	9	50	35
SS-1/4D10MM	10	17	45	DW-1/4D10MM	10	50	45
SS-1/4D11MM	11	17	45	DW-1/4D11MM	11	50	70
SS-1/4D12MM	12	21	45	DW-1/4D12MM	12	50	70
SS-1/4D13MM	13	21	45	DW-1/4D13MM	13	50	70
SS-1/4D14MM	14	22	45	DW-1/4D14MM	14	50	90
No.	s inch	l inch	lbs.	No.	s inch	L inch	lbs.
SS-1/4D3/16	3/16	9/16	.10	DW-1/4D3/16	3/16	1-15/16	.10
SS-1/4D7/32	7/32	9/16	.10	DW-1/4D7/32	7/32	1-15/16	.10
SS-1/4D1/4	1/4	5/8	.10	DW-1/4D1/4	1/4	1-15/16	.10
SS-1/4D9/32	9/32	5/8	.10	DW-1/4D9/32	9/32	1-15/16	.10
SS-1/4D5/16	5/16	5/8	.10	DW-1/4D5/16	5/16	1-15/16	.10
SS-1/4D11/32	11/32	5/8	.10	DW-1/4D11/32	11/32	1-15/16	.10
SS-1/4D3/8	3/8	11/16	.10	DW-1/4D3/8	3/8	1-15/16	.10
SS-1/4D7/16	7/16	11/16	.10	DW-1/4D7/16	7/16	1-15/16	.10
SS-1/4D1/2	1/2	13/16	.10	DW-1/4D1/2	1/2	1-15/16	.10
SS-1/4D9/16	9/16	7/8	.10	DW-1/4D9/16	9/16	1-15/16	.20
3/8" Drive (a) Standard / Standard / Estándar				3/8" Drive (a) Deep Well / Profundas / Cubo largo			
No.	s mm	l mm	g	No.	s mm	L mm	g
SS-3/8D7MM	7	19	45	DW-3/8D7MM	7	44	45
SS-3/8D8MM	8	19	45	DW-3/8D8MM	8	44	45
SS-3/8D9MM	9	21	45	DW-3/8D9MM	9	44	45
SS-3/8D10MM	10	21	45	DW-3/8D10MM	10	44	90
SS-3/8D11MM	11	22	45	DW-3/8D11MM	11	44	90

No.	s mm	l mm	g	No.	s mm	L mm	g
SS-3/8D12MM	12	25	45	DW-3/8D12MM	12	44	90
SS-3/8D13MM	13	25	45	DW-3/8D13MM	13	44	90
SS-3/8D14MM	14	27	45	DW-3/8D14MM	14	47	90
SS-3/8D15MM	15	27	45	DW-3/8D15MM	15	47	90
SS-3/8D16MM	16	30	45	DW-3/8D16MM	16	50	135
SS-3/8D17MM	17	30	45	DW-3/8D17MM	17	50	135
SS-3/8D18MM	18	30	45	DW-3/8D18MM	18	54	135
SS-3/8D19MM	19	30	45	DW-3/8D19MM	19	54	135
SS-3/8D20MM	20	30	45	DW-3/8D20MM	20	54	135
SS-3/8D21MM	21	32	90	DW-3/8D21MM	21	63	200
SS-3/8D22MM	22	33	90	DW-3/8D22MM	22	63	220
SS-3/8D23MM	23	33	90	DW-3/8D23MM	23	64	220
SS-3/8D24MM	24	33	135	DW-3/8D24MM	24	65	220
SS-3/8D25MM	25	33	135	DW-3/8D25MM	25	67	220
No.	s inch	l inch	lbs.	No.	s inch	L inch	lbs.
SS-3/8D1/4	1/4	3/4	.10	DW-3/8D1/4	1/4	1-3/4	.20
SS-3/8D5/16	5/16	3/4	.10	DW-3/8D5/16	5/16	1-3/4	.20
SS-3/8D3/8	3/8	13/16	.10	DW-3/8D3/8	3/8	1-3/4	.20
SS-3/8D7/16	7/16	7/8	.10	DW-3/8D7/16	7/16	1-3/4	.20
SS-3/8D1/2	1/2	15/16	.10	DW-3/8D1/2	1/2	1-3/4	.20
SS-3/8D9/16	9/16	1-1/16	.10	DW-3/8D9/16	9/16	1-7/8	.20
SS-3/8D5/8	5/8	1-1/8	.10	DW-3/8D5/8	5/8	2	.20
SS-3/8D11/16	11/16	1-1/8	.10	DW-3/8D11/16	11/16	2-1/8	.20
SS-3/8D3/4	3/4	1-3/16	.20	DW-3/8D3/4	3/4	2-1/8	.30
SS-3/8D13/16	13/16	1-1/4	.20	DW-3/8D13/16	13/16	2-1/2	.40
SS-3/8D7/8	7/8	1-5/16	.20	DW-3/8D7/8	7/8	2-1/2	.40
SS-3/8D15/16	15/16	1-5/16	.30	DW-3/8D15/16	15/16	2-1/2	.40
SS-3/8D1	1	1-3/8	.30	DW-3/8D1	1	2-1/2	.40



SOCKETS

A full line of Standard, Impact and Deep Well Sockets and Accessories available in 1/4", 3/8", 1/2", 3/4" and 1" sizes





1/2" Drive (a) Standard / Standard / Estándar				1/2" Drive (a) Deep Well / Profundes / Cubo largo			
No.	s mm	l mm	Δ lbs.	No.	s mm	L mm	Δ lbs.
SS-1/2D6MM	6	30	45	DW-1/2D6MM	6	75	180
SS-1/2D7MM	7	30	45	DW-1/2D7MM	7	75	180
SS-1/2D8MM	8	30	45	DW-1/2D8MM	8	75	180
SS-1/2D9MM	9	30	45	DW-1/2D9MM	9	75	180
SS-1/2D10MM	10	30	45	DW-1/2D10MM	10	75	180
SS-1/2D11MM	11	30	45	DW-1/2D11MM	11	75	180
SS-1/2D12MM	12	30	45	DW-1/2D12MM	12	75	180
SS-1/2D13MM	13	30	45	DW-1/2D13MM	13	75	180
SS-1/2D14MM	14	30	45	DW-1/2D14MM	14	75	180
SS-1/2D15MM	15	30	45	DW-1/2D15MM	15	75	180
SS-1/2D16MM	16	37	90	DW-1/2D16MM	16	75	225
SS-1/2D17MM	17	37	90	DW-1/2D17MM	17	75	225
SS-1/2D18MM	18	37	90	DW-1/2D18MM	18	75	225
SS-1/2D19MM	19	37	135	DW-1/2D19MM	19	75	270
SS-1/2D20MM	20	38	135	DW-1/2D20MM	20	75	270
SS-1/2D21MM	21	38	135	DW-1/2D21MM	21	75	270
SS-1/2D22MM	22	38	135	DW-1/2D22MM	22	75	340
SS-1/2D23MM	23	38	180	DW-1/2D23MM	23	75	340
SS-1/2D24MM	24	38	180	DW-1/2D24MM	24	75	410
SS-1/2D25MM	25	38	225	DW-1/2D25MM	25	75	410
SS-1/2D26MM	26	38	270	DW-1/2D26MM	26	75	410
SS-1/2D27MM	27	38	270	DW-1/2D27MM	27	75	410
SS-1/2D28MM	28	41	320	DW-1/2D28MM	28	75	410
SS-1/2D29MM	29	41	320	DW-1/2D29MM	29	75	500
SS-1/2D30MM	30	41	320	DW-1/2D30MM	30	75	500
SS-1/2D31MM	31	41	320	DW-1/2D31MM	31	75	500
SS-1/2D32MM	32	41	320	DW-1/2D32MM	32	75	500
No.	s inch	l inch	Δ lbs.	No.	s inch	L inch	Δ lbs.
SS-1/2D1/4	1/4	1-3/16	.10	DW-1/2D1/4	1/4	3-3/16	.50
SS-1/2D5/16	5/16	1-3/16	.10	DW-1/2D5/16	5/16	3-3/16	.50
SS-1/2D3/8	3/8	1-3/16	.10	DW-1/2D3/8	3/8	3-3/16	.50
SS-1/2D7/16	7/16	1-3/16	.10	DW-1/2D7/16	7/16	3-3/16	.50
SS-1/2D1/2	1/2	1-3/16	.10	DW-1/2D1/2	1/2	3-3/16	.50
SS-1/2D9/16	9/16	1-3/16	.10	DW-1/2D9/16	9/16	3-3/16	.50
SS-1/2D19/32	19/32	1-3/16	.20	DW-1/2D19/32	19/32	3-3/16	.50
SS-1/2D5/8	5/8	1-7/16	.20	DW-1/2D5/8	5/8	3-3/16	.50
SS-1/2D21/32	21/32	1-7/16	.20	DW-1/2D21/32	21/32	3-3/16	.50
SS-1/2D11/16	11/16	1-7/16	.20	DW-1/2D11/16	11/16	3-3/16	.50
SS-1/2D3/4	3/4	1-7/16	.20	DW-1/2D3/4	3/4	3-3/16	.50
SS-1/2D25/32	25/32	1-7/16	.30	DW-1/2D25/32	25/32	3-3/16	.50
SS-1/2D13/16	13/16	1-7/16	.30	DW-1/2D13/16	13/16	3-3/16	.60
SS-1/2D7/8	7/8	1-1/2	.40	DW-1/2D7/8	7/8	3-3/16	.80
SS-1/2D15/16	15/16	1-1/2	.40	DW-1/2D15/16	15/16	3-3/16	.80
SS-1/2D1	1	1-1/2	.40	DW-1/2D1	1	3-3/16	.90
SS-1/2D1-1/16	1-1/16	1-1/2	.50	DW-1/2D1-1/16	1-1/16	3-3/16	1.10
SS-1/2D1-1/8	1-1/8	1-5/8	.50	DW-1/2D1-1/8	1-1/8	3-3/16	1.10

No.	s inch	l inch	Δ lbs.	No.	s inch	L inch	Δ lbs.
SS-1/2D1-3/16	1-3/16	1-5/8	.70	DW-1/2D1-3/16	1-3/16	3-3/16	1.10
SS-1/2D1-1/4	1-1/4	1-5/8	.70	DW-1/2D1-1/4	1-1/4	3-3/16	1.10
SS-1/2D1-5/16	1-5/16	1-7/8	.80	DW-1/2D1-5/16	1-5/16	3-3/16	1.30
SS-1/2D1-3/8	1-3/8	1-7/8	1.00	DW-1/2D1-3/8	1-3/8	3-3/16	1.50
SS-1/2D1-7/16	1-7/16	1-7/8	1.30	DW-1/2D1-7/16	1-7/16	3-3/16	1.50
SS-1/2D1-1/2	1-1/2	2-3/16	1.40	DW-1/2D1-1/2	1-1/2	3-3/16	1.90
SS-1/2D1-9/16	1-9/16	2-1/4	1.60	DW-1/2D1-9/16	1-9/16	3-3/16	1.90
SS-1/2D1-5/8	1-5/8	2-1/4	1.60	DW-1/2D1-5/8	1-5/8	3-3/16	1.90
3/4" Drive (a) Standard / Standard / Estándar				3/4" Drive (a) Deep Well / Profundes / Cubo largo			
No.	s mm	l mm	Δ lbs.	No.	s mm	L mm	Δ lbs.
SS-3/4D19MM	19	44	180	DW-3/4D19MM	19	85	365
SS-3/4D21MM	21	44	180	DW-3/4D21MM	21	85	365
SS-3/4D22MM	22	44	180	DW-3/4D22MM	22	85	385
SS-3/4D23MM	23	44	180	DW-3/4D23MM	23	85	455
SS-3/4D24MM	24	46	225	DW-3/4D24MM	24	85	455
SS-3/4D25MM	25	46	225	DW-3/4D25MM	25	85	455
SS-3/4D26MM	26	46	225	DW-3/4D26MM	26	85	610
SS-3/4D27MM	27	46	225	DW-3/4D27MM	27	85	610
SS-3/4D28MM	28	46	225	DW-3/4D28MM	28	85	610
SS-3/4D29MM	29	46	225	DW-3/4D29MM	29	85	660
SS-3/4D30MM	30	48	320	DW-3/4D30MM	30	85	660
SS-3/4D31MM	31	49	410	DW-3/4D31MM	31	85	705
SS-3/4D32MM	32	49	410	DW-3/4D32MM	32	85	705
SS-3/4D33MM	33	49	410	DW-3/4D33MM	33	85	885
SS-3/4D34MM	34	49	455	DW-3/4D34MM	34	85	860
SS-3/4D35MM	35	49	455	DW-3/4D35MM	35	85	860
SS-3/4D36MM	36	49	590	DW-3/4D36MM	36	85	905
SS-3/4D37MM	37	52	635	DW-3/4D37MM	37	85	1000
SS-3/4D38MM	38	52	635	DW-3/4D38MM	38	85	1000
SS-3/4D40MM	40	52	635	DW-3/4D40MM	40	95	1000
SS-3/4D41MM	41	52	635	DW-3/4D41MM	41	95	1225
SS-3/4D42MM	42	57	815	DW-3/4D42MM	42	95	1475
SS-3/4D46MM	46	57	815	DW-3/4D46MM	46	95	1475
SS-3/4D47MM	47	62	1135	DW-3/4D47MM	47	95	1860
SS-3/4D50MM	50	62	1135	DW-3/4D50MM	50	95	1860
SS-3/4D52MM	52	67	1590	DW-3/4D52MM	52	95	2270
SS-3/4D54MM	54	67	1590	DW-3/4D54MM	54	95	2270
SS-3/4D55MM	55	67	1770	DW-3/4D55MM	55	95	2270
SS-3/4D56MM	56	67	1770	DW-3/4D56MM	56	95	2270
SS-3/4D57MM	57	67	1770	DW-3/4D57MM	57	95	2270
SS-3/4D58MM	58	73	1770	DW-3/4D58MM	58	95	2720
SS-3/4D60MM	60	73	2270	DW-3/4D60MM	60	95	2720
No.	s inch	l inch	Δ lbs.	No.	s inch	L inch	Δ lbs.
SS-3/4D3/4	3/4	1-11/16	.40	DW-3/4D3/4	3/4	3-1/4	.75
SS-3/4D13/16	13/16	1-11/16	.40	DW-3/4D13/16	13/16	3-1/4	.75
SS-3/4D7/8	7/8	1-3/4	.40	DW-3/4D7/8	7/8	3-1/4	.75

Sockets, 6-Point – Cont.

No.	s inch	l inch	⚖ lbs.	No.	s inch	L inch	⚖ lbs.
SS-3/4D15/16	15/16	1-13/16	.40	DW-3/4D15/16	15/16	3-1/4	.75
SS-3/4D1	1	1-13/16	.50	DW-3/4D1	1	3-3/8	.90
SS-3/4D1-1/16	1-1/16	1-15/16	.70	DW-3/4D1-1/16	1-1/16	3-3/8	1.30
SS-3/4D1-1/8	1-1/8	2	.80	DW-3/4D1-1/8	1-1/8	3-3/8	1.30
SS-3/4D1-3/16	1-3/16	2	.80	DW-3/4D1-3/16	1-3/16	3-3/8	1.30
SS-3/4D1-1/4	1-1/4	2	.90	DW-3/4D1-1/4	1-1/4	3-3/8	1.70
SS-3/4D1-5/16	1-5/16	2	1.10	DW-3/4D1-5/16	1-5/16	3-3/8	1.70
SS-3/4D1-3/8	1-3/8	2	1.10	DW-3/4D1-3/8	1-3/8	3-3/8	1.70
SS-3/4D1-7/16	1-7/16	2	1.40	DW-3/4D1-7/16	1-7/16	3-3/8	1.70
SS-3/4D1-1/2	1-1/2	2-1/16	1.40	DW-3/4D1-1/2	1-1/2	3-3/8	1.90
SS-3/4D1-9/16	1-9/16	2-1/4	1.50	DW-3/4D1-9/16	1-9/16	3-3/8	1.90
SS-3/4D1-5/8	1-5/8	2-1/4	1.50	DW-3/4D1-5/8	1-5/8	3-3/8	1.90
SS-3/4D1-11/16	1-11/16	2-1/4	2.00	DW-3/4D1-11/16	1-11/16	3-3/8	3.00
SS-3/4D1-3/4	1-3/4	2-9/16	2.00	DW-3/4D1-3/4	1-3/4	3-7/16	3.00
SS-3/4D1-13/16	1-13/16	2-9/16	2.00	DW-3/4D1-13/16	1-13/16	3-7/16	3.50
SS-3/4D1-7/8	1-7/8	2-9/16	2.40	DW-3/4D1-7/8	1-7/8	3-7/16	3.50
SS-3/4D1-15/16	1-15/16	2-9/16	2.40	DW-3/4D1-15/16	1-15/16	3-1/2	3.50
SS-3/4D2	2	2-9/16	2.40	DW-3/4D2	2	3-1/2	3.50
SS-3/4D2-1/16	2-1/16	2-13/16	3.30	DW-3/4D2-1/16	2-1/16	3-1/2	4.60
SS-3/4D2-1/8	2-1/8	2-13/16	3.50	DW-3/4D2-1/8	2-1/8	3-1/2	4.60
SS-3/4D2-3/16	2-3/16	3-1/16	3.50	DW-3/4D2-3/16	2-3/16	3-1/2	4.60
SS-3/4D2-1/4	2-1/4	3-1/16	4.80	DW-3/4D2-1/4	2-1/4	3-1/2	5.60
SS-3/4D2-5/16	2-5/16	3-1/16	4.80	DW-3/4D2-5/16	2-5/16	3-1/2	5.60
SS-3/4D2-3/8	2-3/8	3-1/16	4.80	DW-3/4D2-3/8	2-3/8	3-1/2	5.60
1" Drive (a) Standard / Standard / Estándar				1" Drive (a) Deep Well / Profundas / Cubo largo			
No.	s mm	l mm	⚖ g	No.	s mm	L mm	⚖ g
SS-1D34MM	34	65	635	–	–	–	–
SS-1D36MM	36	65	545	–	–	–	–
SS-1D38MM	38	65	1090	–	–	–	–
SS-1D40MM	40	65	1090	–	–	–	–
SS-1D41MM	41	65	955	DW-1D41MM	41	90	1110
SS-1D42MM	42	65	955	DW-1D42MM	42	90	1110
SS-1D46MM	46	71	1590	DW-1D46MM	46	90	1635
SS-1D50MM	50	83	1905	DW-1D50MM	50	95	2175
SS-1D55MM	55	87	2175	DW-1D55MM	55	100	2870
SS-1D60MM	60	87	2225	DW-1D60MM	60	105	2870
SS-1D65MM	65	87	2630	DW-1D65MM	65	110	3515
SS-1D70MM	70	100	3445	DW-1D70MM	70	120	4425
SS-1D75MM	75	110	5490	DW-1D75MM	75	120	4425
SS-1D80MM	80	110	6125	DW-1D80MM	80	130	6705
SS-1D85MM	85	120	5805	DW-1D85MM	85	140	6705
SS-1D90MM	90	120	6660	DW-1D90MM	90	140	7655
SS-1D95MM	95	120	6660	DW-1D95MM	95	140	7655
SS-1D100MM	100	130	9695	DW-1D100MM	100	150	12700

No.	s inch	l inch	⚖ lbs.	No.	s inch	L inch	⚖ lbs.
SS-1D1-1/16	1-1/16	2-1/2	1.00	–	–	–	–
SS-1D1-1/8	1-1/8	2-1/2	1.00	–	–	–	–
SS-1D1-3/16	1-3/16	2-1/2	1.00	–	–	–	–
SS-1D1-1/4	1-1/4	2-1/2	1.00	–	–	–	–
SS-1D1-5/16	1-5/16	2-1/2	1.00	–	–	–	–
SS-1D1-3/8	1-3/8	2-3/4	1.30	–	–	–	–
SS-1D1-7/16	1-7/16	2-3/4	1.30	–	–	–	–
SS-1D1-1/2	1-1/2	2-3/4	1.70	–	–	–	–
SS-1D1-9/16	1-9/16	2-3/4	1.70	–	–	–	–
SS-1D1-5/8	1-5/8	2-7/8	2.30	DW-1D1-5/8	1-5/8	3-7/16	2.50
SS-1D1-11/16	1-11/16	2-7/8	2.80	DW-1D1-11/16	1-11/16	3-7/16	3.70
SS-1D1-3/4	1-3/4	2-7/8	2.80	DW-1D1-3/4	1-3/4	3-7/16	3.70
SS-1D1-13/16	1-13/16	2-7/8	2.80	DW-1D1-13/16	1-13/16	3-7/16	3.70
SS-1D1-7/8	1-7/8	2-7/8	2.80	DW-1D1-7/8	1-7/8	3-7/16	3.70
SS-1D1-15/16	1-15/16	2-7/8	2.80	DW-1D1-15/16	1-15/16	3-5/8	3.65
SS-1D2	2	3-3/16	4.00	DW-1D2	2	3-11/16	4.90
SS-1D2-1/16	2-1/16	3-3/16	4.00	DW-1D2-1/16	2-1/16	3-11/16	4.90
SS-1D2-1/8	2-1/8	3-7/16	4.00	DW-1D2-1/8	2-1/8	3-15/16	4.90
SS-1D2-3/16	2-3/16	3-7/16	4.50	DW-1D2-3/16	2-3/16	3-15/16	6.30
SS-1D2-1/4	2-1/4	3-7/16	5.00	DW-1D2-1/4	2-1/4	3-15/16	6.30
SS-1D2-5/16	2-5/16	3-7/16	5.00	DW-1D2-5/16	2-5/16	4	6.40
SS-1D2-3/8	2-3/8	3-7/16	5.00	DW-1D2-3/8	2-3/8	4-1/16	6.20
SS-1D2-7/16	2-7/16	3-7/16	5.00	DW-1D2-7/16	2-7/16	4-5/16	5.90
SS-1D2-1/2	2-1/2	3-7/16	5.00	DW-1D2-1/2	2-1/2	4-5/16	5.90
SS-1D2-9/16	2-9/16	3-7/16	5.00	DW-1D2-9/16	2-9/16	4-5/16	5.90
SS-1D2-5/8	2-5/8	3-9/16	6.80	DW-1D2-5/8	2-5/8	4-5/8	9.95
SS-1D2-3/4	2-3/4	3-15/16	7.00	DW-1D2-3/4	2-3/4	4-5/8	11.75
SS-1D2-13/16	2-13/16	3-15/16	7.00	DW-1D2-13/16	2-13/16	4-13/16	11.75
SS-1D2-15/16	2-15/16	3-15/16	4.10	DW-1D2-15/16	2-15/16	4-13/16	13.30
SS-1D3	3	4-3/8	9.70	DW-1D3	3	5-1/16	13.30
SS-1D3-1/8	3-1/8	4-3/8	9.70	DW-1D3-1/8	3-1/8	5-1/16	15.30
SS-1D3-1/4	3-1/4	4-3/8	9.70	DW-1D3-1/4	3-1/4	5-1/4	15.30
SS-1D3-3/8	3-3/8	4-11/16	12.62	DW-1D3-3/8	3-3/8	5-7/16	15.30
SS-1D3-1/2	3-1/2	4-11/16	14.25	DW-1D3-1/2	3-1/2	5-7/16	17.30
SS-1D3-3/4	3-3/4	4-11/16	15.61	DW-1D3-3/4	3-3/4	5-7/16	18.60
SS-1D3-7/8	3-7/8	5-3/16	15.61	DW-1D3-7/8	3-7/8	5-7/16	18.60
SS-1D4	4	5-3/16	21.00	DW-1D4	4	6	24.60
SS-1D4-1/8	4-1/8	5-3/16	20.90	DW-1D4-1/8	4-1/8	6	24.60

12-Pt. & Additional Sizes Available Upon Request

Douilles à 12 pans et autres tailles disponibles sur demande


Modelos de 12 puntos y tamaños adicionales disponibles a petición

Call Us for Support, Custom
Products, Answers and Solutions.



Sockets, 6-Point, Impact Sockets, 6-Point, Deep Well Impact

Douilles, 6 Pans, Impact
Douilles, 6 Pans, Impact, Longues
Cubos, 6-Puntos, Impacto
Cubos, 6-Puntos, de Impacto



1/2" Drive (a) Standard / Standard à choc / Impacto estándar				1/2" Drive (a) Deep Well / Impacto profundo / Cubo largo			
No.	s mm	l mm	△ g	No.	s mm	L mm	△ g
I-1/2D8MM	8	30	70	DWI-1/2D8MM	8	75	180
I-1/2D9MM	9	30	70	DWI-1/2D9MM	9	75	180
I-1/2D10MM	10	30	70	DWI-1/2D10MM	10	75	180
I-1/2D11MM	11	30	70	DWI-1/2D11MM	11	75	205
I-1/2D12MM	12	30	70	DWI-1/2D12MM	12	75	205
I-1/2D13MM	13	30	70	DWI-1/2D13MM	13	75	205
I-1/2D14MM	14	30	70	DWI-1/2D14MM	14	75	205
I-1/2D15MM	15	30	70	DWI-1/2D15MM	15	75	205
I-1/2D16MM	16	37	90	DWI-1/2D16MM	16	75	225
I-1/2D17MM	17	37	90	DWI-1/2D17MM	17	75	90
I-1/2D18MM	18	37	90	DWI-1/2D18MM	18	75	90
I-1/2D19MM	19	37	90	DWI-1/2D19MM	19	75	90
I-1/2D20MM	20	38	135	DWI-1/2D20MM	20	75	295
I-1/2D21MM	21	38	135	DWI-1/2D21MM	21	75	295
I-1/2D22MM	22	38	135	DWI-1/2D22MM	22	75	500
I-1/2D23MM	23	38	180	DWI-1/2D23MM	23	75	500
I-1/2D24MM	24	38	180	DWI-1/2D24MM	24	75	410
I-1/2D25MM	25	38	180	DWI-1/2D25MM	25	75	410
I-1/2D26MM	26	38	225	DWI-1/2D26MM	26	75	410
I-1/2D27MM	27	38	225	DWI-1/2D27MM	27	75	410
I-1/2D28MM	28	40	225	DWI-1/2D28MM	28	75	410
I-1/2D29MM	29	40	270	DWI-1/2D29MM	29	75	545
I-1/2D30MM	30	40	270	DWI-1/2D30MM	30	75	545
I-1/2D31MM	31	40	340	DWI-1/2D31MM	31	75	545
I-1/2D32MM	32	40	270	DWI-1/2D32MM	32	75	455
No.	s mm	l mm	△ g	No.	s mm	L mm	△ g
I-1/2D3/8	3/8	1-3/16	.10	DWI-1/2D3/8	3/8	3-3/16	.40
I-1/2D7/16	7/16	1-3/16	.10	DWI-1/2D7/16	7/16	3-3/16	.40
I-1/2D1/2	1/2	1-3/16	.10	DWI-1/2D1/2	1/2	3-3/16	.40
I-1/2D9/16	9/16	1-3/16	.10	DWI-1/2D9/16	9/16	3-3/16	.40
I-1/2D5/8	5/8	1-7/16	.20	DWI-1/2D5/8	5/8	3-3/16	.55
I-1/2D11/16	11/16	1-7/16	.20	DWI-1/2D11/16	11/16	3-3/16	.50

No.	s inch	l inch	△ lbs.	No.	s inch	L inch	△ lbs.
I-1/2D3/4	3/4	1-7/16	.25	DWI-1/2D3/4	3/4	3-3/16	.60
I-1/2D13/16	13/16	1-7/16	.30	DWI-1/2D13/16	13/16	3-3/16	.70
I-1/2D7/8	7/8	1-1/2	.30	DWI-1/2D7/8	7/8	3-3/16	.70
I-1/2D15/16	15/16	1-1/2	.30	DWI-1/2D15/16	15/16	3-3/16	.80
I-1/2DI	1	1-1/2	.40	DWI-1/2DI	1	3-3/16	.90
I-1/2D1-1/16	1-1/16	1-1/2	.50	DWI-1/2D1-1/16	1-1/16	3-3/16	.90
I-1/2D1-1/8	1-1/8	1-5/8	.50	DWI-1/2D1-1/8	1-1/8	3-3/16	.90
I-1/2D1-3/16	1-3/16	1-5/8	.60	DWI-1/2D1-3/16	1-3/16	3-3/16	1.00
I-1/2D1-1/4	1-1/4	1-5/8	.60	DWI-1/2D1-1/4	1-1/4	3-3/16	1.00
I-1/2D1-5/16	1-5/16	1-7/8	.80	DWI-1/2D1-5/16	1-5/16	3-3/16	1.40
I-1/2D1-3/8	1-3/8	1-7/8	.90	DWI-1/2D1-3/8	1-3/8	3-3/16	1.40
I-1/2D1-7/16	1-7/16	1-7/8	1.00	DWI-1/2D1-7/16	1 7/16	3-3/16	1.40
I-1/2D1-1/2	1-1/2	2-3/16	1.20	DWI-1/2D1-1/2	1-1/2	3-3/16	1.90
I-1/2D1-9/16	1-9/16	2-1/4	1.60	DWI-1/2D1-9/16	1-9/16	3-3/16	1.90
3/4" Drive (a) Standard / Standard à choc / Impacto estándar				3/4" Drive (a) Deep Well / Impacto profundo / Cubo largo			
No.	s mm	l mm	△ g	No.	s mm	L mm	△ g
I-3/4D17MM	17	44	205	DWI-3/4D17MM	17	85	365
I-3/4D18MM	18	44	180	DWI-3/4D18MM	18	85	365
I-3/4D19MM	19	44	180	DWI-3/4D19MM	19	85	410
I-3/4D20MM	20	44	180	DWI-3/4D20MM	20	85	410
I-3/4D21MM	21	44	180	DWI-3/4D21MM	21	85	410
I-3/4D22MM	22	44	180	DWI-3/4D22MM	22	85	410
I-3/4D23MM	23	44	180	DWI-3/4D23MM	23	85	410
I-3/4D24MM	24	46	225	DWI-3/4D24MM	24	85	410
I-3/4D25MM	25	46	225	DWI-3/4D25MM	25	85	410
I-3/4D26MM	26	46	295	DWI-3/4D26MM	26	85	610
I-3/4D27MM	27	46	295	DWI-3/4D27MM	27	85	610
I-3/4D28MM	28	46	295	DWI-3/4D28MM	28	85	610
I-3/4D29MM	29	48	295	DWI-3/4D29MM	29	85	635
I-3/4D30MM	30	48	320	DWI-3/4D30MM	30	85	660
I-3/4D31MM	31	50	365	DWI-3/4D31MM	31	85	680
I-3/4D32MM	32	50	365	DWI-3/4D32MM	32	85	705
I-3/4D33MM	33	50	500	DWI-3/4D33MM	33	85	885
I-3/4D34MM	34	50	500	DWI-3/4D34MM	34	85	885
I-3/4D35MM	35	50	500	DWI-3/4D35MM	35	85	885
I-3/4D36MM	36	50	545	DWI-3/4D36MM	36	85	1000
I-3/4D37MM	37	50	545	DWI-3/4D37MM	37	85	1000
I-3/4D38MM	38	50	545	DWI-3/4D38MM	38	85	1000
I-3/4D39MM	39	50	545	DWI-3/4D39MM	39	95	1090
I-3/4D40MM	40	52	545	DWI-3/4D40MM	40	95	1110
I-3/4D41MM	41	52	545	DWI-3/4D41MM	41	95	1110
I-3/4D42MM	42	52	545	DWI-3/4D42MM	42	95	1090
I-3/4D43MM	43	52	545	DWI-3/4D43MM	43	95	1090
I-3/4D46MM	46	58	590	DWI-3/4D46MM	46	95	1405
No.	s inch	l inch	△ lbs.	No.	s inch	L inch	△ lbs.
I-3/4D9/16	9/16	1-1/2	.40	DWI-3/4D9/16	9/16	3-1/4	.85
I-3/4D5/8	5/8	1-1/2	.40	DWI-3/4D5/8	5/8	3-1/4	.85

Sockets, 6-Point, Impact – Cont.

No.	s inch	l inch	⚖ lbs.	No.	s inch	L inch	⚖ lbs.
I-3/4D11/16	11/16	1-11/16	.40	DWI-3/4D11/16	11/16	3-1/4	.85
I-3/4D3/4	3/4	1-11/16	.40	DWI-3/4D3/4	3/4	3-1/4	.80
I-3/4D13/16	13/16	1-11/16	.40	DWI-3/4D13/16	13/16	3-1/4	.80
I-3/4D7/8	7/8	1-3/4	.40	DWI-3/4D7/8	7/8	3-1/4	.80
I-3/4D15/16	15/16	1-13/16	.40	DWI-3/4D15/16	15/16	3-1/4	.70
I-3/4D1	1	1-13/16	.50	DWI-3/4D1	1	3-3/8	1.00
I-3/4D1-1/16	1-1/16	1-15/16	.80	DWI-3/4D1-1/16	1-1/16	3-3/8	1.20
I-3/4D1-1/8	1-1/8	2	.80	DWI-3/4D1-1/8	1-1/8	3-3/8	1.30
I-3/4D1-3/16	1-3/16	2	.80	DWI-3/4D1-3/16	1-3/16	3-3/8	1.30
I-3/4D1-1/4	1-1/4	2	.90	DWI-3/4D1-1/4	1-1/4	3-3/8	1.55
I-3/4D1-5/16	1-5/16	2-1/16	1.00	DWI-3/4D1-5/16	1-5/16	3-3/8	1.70
I-3/4D1-3/8	1-3/8	2-1/16	1.00	DWI-3/4D1-3/8	1-3/8	3-3/8	1.70
I-3/4D1-7/16	1-7/16	2-1/16	1.20	DWI-3/4D1-7/16	1-7/16	3-3/8	1.70
I-3/4D1-1/2	1-1/2	2-3/8	1.40	DWI-3/4D1-1/2	1-1/2	3-3/8	2.00
I-3/4D1-9/16	1-9/16	2-3/8	1.40	DWI-3/4D1-9/16	1-9/16	3-3/8	2.00
I-3/4D1-5/8	1-5/8	2-3/8	1.40	DWI-3/4D1-5/8	1-5/8	3-3/8	2.00
I-3/4D1-11/16	1-11/16	2-7/16	1.60	DWI-3/4D1-11/16	1-11/16	3-3/8	2.20
I-3/4D1-3/4	1-3/4	2-7/16	1.60	DWI-3/4D1-3/4	1-3/4	3-7/16	2.20
I-3/4D1-13/16	1-13/16	2-7/16	1.60	DWI-3/4D1-13/16	1-13/16	3-7/16	2.20
I-3/4D1-7/8	1-7/8	2-7/16	1.70	DWI-3/4D1-7/8	1-7/8	3-7/16	2.50
I-3/4D1-15/16	1-15/16	2-7/16	1.70	DWI-3/4D1-15/16	1-15/16	3-1/2	2.70
I-3/4D2	2	2-7/16	1.70	DWI-3/4D2	2	3-11/16	2.70
I-3/4D2-1/16	2-1/16	2-13/16	2.60	DWI-3/4D2-1/16	2-1/16	3-11/16	3.30
I-3/4D2-1/8	2-1/8	2-13/16	2.60	DWI-3/4D2-1/8	2-1/8	3-11/16	3.30
I-3/4D2-3/16	2-3/16	3-1/16	3.30	DWI-3/4D2-3/16	2-3/16	3-15/16	3.30
I-3/4D2-1/4	2-1/4	3-1/16	3.10	DWI-3/4D2-1/4	2-1/4	3-15/16	4.40
I-3/4D2-5/16	2-5/16	3-1/16	3.10	DWI-3/4D2-5/16	2-5/16	3-15/16	4.40
I-3/4D2-3/8	2-3/8	3-1/16	3.10	DWI-3/4D2-3/8	2-3/8	4-1/16	4.40
1" Drive (a) Standard / Standard à choc / Impacto estándar				1" Drive (a) Deep Well / Impact profundo / Cubo largo			
No.	s inch	l inch	⚖ lbs.	No.	s inch	L inch	⚖ lbs.
I-1D1-5/16	1-5/16	2-1/2	1.3	–	–	–	–
I-1D1-7/16	1-7/16	2-1/2	1.8	–	–	–	–
I-1D1-1/2	1-1/2	2-5/8	1.7	–	–	–	–
I-1D1-9/16	1-9/16	2-5/8	1.65	–	–	–	–
I-1D1-5/8	1-5/8	2-5/8	2.2	–	–	–	–
I-1D1-11/16	1-11/16	2-7/8	2.25	–	–	–	–
I-1D1-3/4	1-3/4	2-7/8	3.1	–	–	–	–
I-1D1-13/16	1-13/16	3	3.25	–	–	–	–
I-1D1-7/8	1-7/8	3	3.15	–	–	–	–

12-Pt. & Additional Sizes Available Upon Request

Douilles à 12 pans et autres tailles disponibles sur demande

Modelos de 12 puntos y tamaños adicionales disponibles a petición

Sockets, 4-Point, Impact

Douilles, 4 Pans, Impact
Cubos, 4-Puntos, Impacto

1/2" Drive (a) Standard / Standard a choc / Impacto estándar

No.	s inch	l inch	⚖ lbs.
I-1/2D1-7/16-4PT	1-7/16	1-7/8	1.8
I-1/2D1-5/8-4PT	1-5/8	2-1/16	2.3

3/4" Drive (a) Standard / Standard a choc / Impacto estándar

No.	s inch	l inch	⚖ lbs.
I-3/4D1-7/16-4PT	1-7/16	2-3/16	2
I-3/4D1-5/8-4PT	1-5/8	2-3/8	2.7

1" Drive (a) Standard / Standard a choc / Impacto estándar

No.	s inch	l inch	⚖ lbs.
I-1D1-7/16-4PT	1-7/16	2-3/8	2.2
I-1D1-5/8-4PT	1-5/8	2-9/16	2.8

Sockets, 8-Point, Impact

Douilles, 8 Pans, Impact
Cubos, 8-Puntos, Impacto

1/2" Drive (a) Standard / Standard a choc / Impacto estándar

No.	s inch	l inch	⚖ lbs.
I-1/2D1-7/16-8PT	1-7/16	1-7/8	1.7

3/4" Drive (a) Standard / Standard a choc / Impacto estándar

No.	s inch	l inch	⚖ lbs.
I-3/4D1-7/16-8PT	1-7/16	2-3/16	2

1" Drive (a) Standard / Standard a choc / Impacto estándar

No.	s inch	l inch	⚖ lbs.
I-1D1-5/16-8PT	1-5/16	2-1/2	2.3
I-1D1-7/16-8PT	1-7/16	2-1/2	2.2
I-1D1-1/2-8PT	1-1/2	2-5/8	2.9
I-1D1-9/16-8PT	1-9/16	2-5/8	3
I-1D1-5/8-8PT	1-5/8	2-5/8	3.6
I-1D1-11/16-8PT	1-11/16	2-7/8	3.9
I-1D1-3/4-8PT	1-3/4	2-7/8	3.75
I-1D1-13/16-8PT	1-13/16	3	4.9
I-1D1-7/8-8PT	1-7/8	3	4.8

Bar, Extension

Barre de rallonge
Barra de Extensión



No.	a	d1 mm	d2 mm	l mm	g	d1 inch	d2 inch	l inch	lbs.
WE-1/4X2	1/4	-	13	50	45	-	1/2	2	.10
WE-1/4X4	1/4	-	13	100	45	-	1/2	4	.10
WE-1/4X6	1/4	-	13	150	45	-	1/2	6	.10
WE-3/8X2	3/8	-	19	50	45	-	3/4	2	.10
WE-3/8X4	3/8	-	19	100	90	-	3/4	4	.20
WE-3/8X6	3/8	-	19	150	135	-	3/4	6	.30
WE-1/2X3	1/2	16	22	75	135	5/8	1-1/16	3	.30
WE-1/2X5	1/2	16	22	125	225	5/8	1-1/16	5	.50
WE-1/2X10	1/2	16	22	250	410	5/8	1-1/16	10	.90
WE-3/4X4	3/4	22	41	100	410	7/8	1-5/8	4	.90
WE-3/4X8	3/4	22	41	200	815	7/8	1-5/8	8	1.80
WE-3/4X16	3/4	22	41	400	1590	7/8	1-5/8	16	3.50
WE-1X8	1	22	50	200	1540	7/8	2	8	3.40
WE-1X16	1	22	50	400	2540	7/8	2	16	5.60

Bar, Sliding for Extension⁸

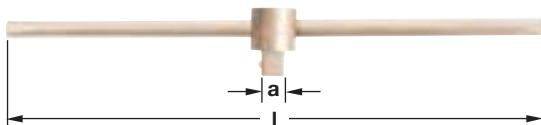
Broche, pour clé à douille
Barra Deslizante para Llave para Cubos



No.	d mm	l mm	g	d inch	l inch	lbs.
W-281	14	280	320	9/16	11	.70
W-281L	14	400	500	9/16	16	1.10
W-256	21	460	905	13/16	18	2.00
W-256L	21	630	1495	13/16	25	3.30

Bar, Sliding-T

Broche, pour clé à douille
Barra Deslizante para Llave para Cubos

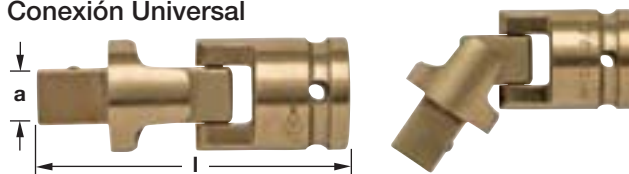


No.	a inch	l mm	g	l inch	lbs.
T-1/4	1/4	115	65	4-1/2	.14
T-3/8	3/8	200	205	8	.45
T-1/2	1/2	300	500	12	1.10
T-3/4	3/4	460	1295	18	2.85
T-1	1	560	1815	22	4.00

⁸ Made in USA with United Kingdom Component

Universal Joint

Joint Universel
Conexión Universal



No.	a	l mm	g	l inch	lbs.
UJ-1/4	1/4	30	25	1-1/4	.05
UJ-3/8	3/8	50	70	2	.15
UJ-1/2	1/2	70	135	2-3/4	.30
UJ-3/4	3/4	100	500	4	1.10
UJ-1	1	150	1135	6	2.50

Wrench Handle, Hinged

Poignée articulée
Llave con Mango Abisagrado



No.	a	l mm	g	l inch	lbs.
W-295	1/4	150	115	5-3/4	.25
W-293	3/8	215	365	8-1/2	.80
W-283	1/2	300	860	12	1.90
W-257	3/4	460	1225	18	2.70
W-254	1	560	2675	22	5.90

Wrench, Ratchet

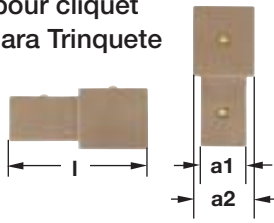
Clé à cliquet
Llave Trinquete



No.	a	l mm	g	l inch	lbs.
W-143R	1/4	130	135	5	.30
W-142R	3/8	185	340	7-1/4	.75
W-141R	1/2	250	545	10	1.20
W-140R	3/4	455	1770	18	3.90
W-139R	1	660	4080	26	9.00

Adapter for Ratchet


Adaptateur pour cliquet
Adaptador para Trinquete



No.	a1 inch	a2 inch	l mm	Δg	l inch	Δ lbs.
W-143-RA	1/4	1/2	24	25	15/16	.05
W-142-RA	3/8	1/2	32	45	1-1/4	.10
W-141-RA	1/2	3/4	42	70	1-1/2	.15
W-140-RA	3/4	1	57	180	2-1/4	.40

Wrench, Speed Handle

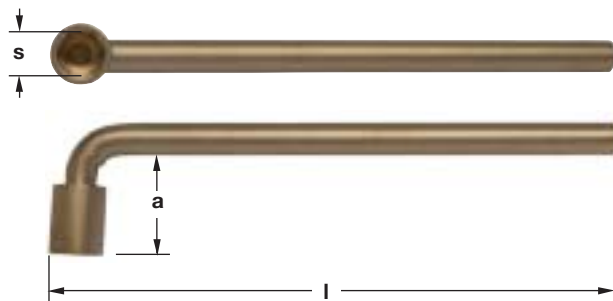
Clé, Vilebrequin
Manivela Rápida



No.	a1 mm	a2 mm	l mm	Δg	a1 inch	a2 inch	l inch	Δ lbs.
W-286	19	13	410	1270	3/4	1/2	16	2.80

Wrench, Socket, L-type, 6-Point

Clé à pipe, 6 Pans
Llave para Cubos, Tipo-L, 6-Puntos



Millimeter (mm)				American Inch (")					
No.	s mm	a mm	l mm	Δg	No.	s inch	a inch	l inch	Δ lbs.
SL-8	8	33	175	225	SL-5/16	5/16	1-1/16	6-3/4	.50
SL-9	9	35	185	225	SL-11/32	11/32	1-1/4	7-1/4	.50
SL-10	10	37	195	225	SL-3/8	3/8	1-1/2	7-1/2	.56
SL-11	11	39	205	225	SL-13/32	13/32	1-1/2	8	.56
SL-12	12	42	220	225	SL-7/16	7/16	1-5/8	8-1/2	.62
SL-13	13	45	240	225	SL-1/2	1/2	1-3/4	9-1/2	1.20
SL-14	14	45	240	225	SL-9/16	9/16	1-3/4	9-1/2	1.20

Millimeter (mm)					American Inch (")				
No.	s mm	a mm	l mm	Δg	No.	s inch	a inch	l inch	Δ lbs.
SL-15	15	48	250	635	SL-19/32	19/32	1-7/8	9-3/4	1.50
SL-16	16	48	250	680	SL-5/8	5/8	1-7/8	9-3/4	1.50
SL-17	17	51	270	635	SL-11/16	11/16	2	10-1/2	1.60
SL-18	18	51	270	635	SL-3/4	3/4	2-11/64	11-1/2	1.75
SL-19	19	55	290	770	SL-25/32	25/32	2-11/64	11-1/2	1.85
SL-20	20	55	290	770	SL-13/16	13/16	2-5/16	12-1/4	1.96
SL-21	21	59	310	815	SL-7/8	7/8	2-5/16	12-1/4	2.06
SL-22	22	59	310	815	SL-15/16	15/16	2-15/32	13-1/4	2.19
SL-23	23	63	335	955	SL-31/32	31/32	2-23/32	14-1/4	2.20
SL-24	24	63	335	975	SL-1	1	2-23/32	14-1/4	2.20
SL-25	25	69	365	1090	SL-1-1/16	1-1/16	2-23/32	14-1/4	2.64
SL-26	26	69	365	1135	SL-1-1/8	1-1/8	2-61/64	15-1/2	2.89
SL-27	27	69	365	1135	SL-1-3/16	1-3/16	2-61/64	15-1/2	2.89
SL-28	28	75	395	1270	SL-1-1/4	1-1/4	3-3/16	16-3/4	3.16
SL-29	29	75	395	1270	SL-1-5/16	1-5/16	3-3/16	16-3/4	3.36
Millimeter (mm)					American Inch (")				
No.	s mm	a mm	l mm	Δg	No.	s inch	a inch	l inch	Δ lbs.
SL-30	30	75	395	1270	SL-1-3/8	1-3/8	3-1/2	18-1/4	3.53
SL-32	32	80	425	1405	SL-1-7/16	1-7/16	3-1/2	18-1/4	3.53
SL-33	33	80	425	2225	SL-1-1/2	1-1/2	3-1/2	18-1/4	3.83
SL-34	34	80	425	2270	SL-1-9/16	1-9/16	3-25/32	20	3.93
SL-35	35	90	465	2405	SL-1-5/8	1-5/8	3-25/32	20	4.15
SL-36	36	90	465	2540	SL-1-11/16	1-11/16	3-25/32	20	6.70
SL-37	37	90	465	2585	SL-1-3/4	1-3/4	4-1/8	21-3/4	7.16
SL-38	38	90	465	2585	SL-1-13/16	1-13/16	4-1/8	21-3/4	7.16
SL-41	41	95	510	2765	SL-1-7/8	1-7/8	4-1/8	21-3/4	7.56
SL-42	42	95	510	2950	SL-2	2	4-1/2	23-3/4	8.06
SL-46	46	105	555	3130	SL-2-1/16	2-1/16	4-1/2	23-3/4	8.86
SL-47	47	105	555	3445	SL-2-1/8	2-1/8	4-23/32	26	9.60
SL-50	50	115	605	3700	SL-2-3/16	2-3/16	4-23/32	26	9.60
SL-52	52	115	605	4355	SL-2-1/4	2-1/4	4-7/16	28-3/4	11.35
SL-54	54	120	660	4355	SL-2-5/16	2-5/16	4-7/16	28-3/4	11.35
SL-55	55	120	660	4535	SL-2-3/8	2-3/8	4-7/16	28-3/4	11.35
SL-56	56	120	660	4535	SL-2-7/16	2-7/16	4-7/16	28-3/4	17.45
SL-58	58	140	730	4715	SL-2-1/2	2-1/2	5-29/32	31-1/2	18.75
SL-60	60	140	730	5350	SL-2-9/16	2-9/16	5-29/32	31-1/2	18.75
SL-63	63	140	730	5350	SL-2-5/8	2-5/8	5-29/32	31-1/2	20.53
SL-65	65	150	800	9255	SL-2-3/4	2-3/4	5-29/32	31-1/2	20.93
SL-67	67	150	800	9525	SL-2-13/16	2-13/16	6-17/32	34-1/2	22.36
SL-70	70	150	800	9765	SL-2-15/16	2-15/16	6-17/32	34-1/2	22.46
SL-71	71	150	800	9765	SL-3	3	6-17/32	34-1/2	25.06
SL-75	75	166	880	12430	SL-3-1/8	3-1/8	6-17/32	34-1/2	25.06
SL-77	77	166	880	12430	SL-3-1/4	3-1/4	6-17/32	34-1/2	25.06
SL-80	80	166	880	13020					
SL-82	82	166	880	13020					



Wrench, Adjustable End

Clé à molette
Llave de Cabeza Ajustable



No.	s max mm	l mm	⚖ g	s max inch	l inch	⚖ lbs.
W-70	24	150	90	15/16	6	.20
W-71	29	200	180	1-1/8	8	.40
W-72	33	255	320	1-5/16	10	.70
W-73	38	305	590	1-1/2	12	1.30
W-74	43	380	1180	1-11/16	15	2.60

Wrench, Box End, 12-Point⁶ (DIN 3111)

Clé fermée, 12 pans
Llave de Cajón Sencilla, 12-Puntos



Millimeter (mm)				American Inch (")			
No.	s mm	l mm	⚖ g	No.	s inch	l inch	⚖ lbs.
4400	14	155	45	4600	1/2	6	.20
4402	15	155	45	4602	9/16	6	.20
4404	16	155	45	4604	19/32	6	.20
4406	17	155	45	4606	5/8	6	.20
4408	18	190	90	4608	11/16	6	.20
4410	19	190	90	4610	3/4	7-1/2	.30
4412	20	190	90	4612	25/32	7-1/2	.30
4414	21	190	90	4614	13/16	7-1/2	.30
4416	22	190	90	4616	7/8	7-1/2	.30
4418	23	190	90	4618	15/16	9	.60
4420	24	230	225	4620	31/32	9	.60
4422	25	230	225	4622	1	9	.60
4424	26	230	225	4624	1-1/16	9	.60
4426	27	230	225	4626	1-1/8	10-1/2	1.50
4428	28	230	225	4628	1-3/16	10 1/2	1.50
4430	29	230	225	4630	1-1/4	10-1/2	1.50
4432	30	265	680	4632	1-5/16	13	1.50
4434	32	265	680	4634	1-3/8	13	1.50
4436	33	265	680	4636	1-7/16	13	1.50
4438	34	330	680	4638	1-1/2	13	1.50
4440	35	330	680	4640	1-9/16	13	1.50

6 Made in USA with German Component

Millimeter (mm)				American Inch (")			
No.	s mm	l mm	⚖ g	No.	s inch	l inch	⚖ lbs.
4442	36	330	680	4642	1-5/8	13	1.50
4444	37	330	680	4644	1-11/16	13	1.50
4446	38	330	680	4646	1-3/4	15-3/4	2.50
4448	41	330	680	4648	1-13/16	15-3/4	2.50
4450	42	330	815	4650	1-7/8	15-3/4	2.50
4452	46	400	1135	4652	2	15-3/4	2.50
4454	47	400	1135	4654	2-1/16	15-3/4	2.50
4456	50	400	1135	4656	2-1/8	18-3/4	3.30
4458	52	400	1135	4658	2-3/16	18-3/4	3.30
4460	54	400	1135	4660	2-1/4	18-3/4	3.30
4462	55	475	2040	4662	2-5/16	18-3/4	3.30
4464	56	475	2040	4664	2-3/8	18-3/4	3.30
4466	58	475	2040	4666	2-7/16	18-3/4	3.30
4468	60	475	2040	4668	2-1/2	21-3/4	6.20
4470	63	475	2040	4670	2-9/16	21-3/4	6.20
4472	65	555	3040	4672	2-3/4	21-3/4	6.20
4474	67	555	3040	4674	2-15/16	24-1/2	7.00
4476	70	555	3040	4676	3	24-1/2	7.00
4478	71	555	3040	4678	3-1/8	24-1/2	7.00
4480	75	620	3310				
4482	77	620	3310				
4484	80	620	3310				
4486	82	620	3310				

Wrench, Box End, Double, Offset Type, 12-Point⁶

Clé polygonale double, contre-coudée, 12 pans
Llave de Cajón Doble, Tipo Acodado, 12-Puntos



Millimeter (mm)				American Inch (")			
No.	s1xs2 mm	l mm	⚖ g	No.	s1xs2 inch	l inch	⚖ lbs.
1000	6 x 7	155	45	W-3109	5/16 x 3/8	7-3/4	.20
1002	7 x 9	155	45	W-3110	3/8 x 7/16	7-3/4	.20
1004	8 x 9	155	45	W-3120	7/16 x 1/2	7-3/4	.20
1006	8 x 10	180	45	W-3130	1/2 x 9/16	9-1/2	.40
1008	9 x 11	180	45	W-3140	1/2 x 19/32	9-1/2	.40
1010	10 x 11	180	45	W-3150	9/16 x 5/8	9-1/2	.40
1012	10 x 12	180	45	W-3160	5/8 x 3/4	10-3/4	.60
1014	11 x 12	180	45	W-3170	11/16 x 25/32	10-3/4	.60
1016	12 x 13	180	45	W-3180	3/4 x 7/8	12-1/4	.70



Wrench, Box End, Double, Offset Type,
12-Point – Cont.

Millimeter (mm)				American Inch (")			
No.	s1xs2 mm	l mm	⚖ g	No.	s1xs2 inch	l inch	⚖ lbs.
1018	10 x 14	200	90	W-3190	13/16 x 7/8	12-1/4	.70
1020	11 x 14	200	90	W-3210	7/8 x 1	14-3/4	1.10
1022	12 x 14	200	90	W-3220	7/8 x 1-1/16	15-1/8	1.30
1024	13 x 15	230	135	W-3221	15/16 x 1	14-3/4	1.10
1026	14 x 15	230	135	W-3230	15/16 x 1-1/16	15-1/8	1.30
1028	14 x 17	230	180	W-3240	1 x 1-1/8	15-1/8	1.30
1030	16 x 17	260	225	W-3241	1-1/16 x 1-1/8	15-1/8	2.30
1032	16 x 18	260	225	W-3250	1-1/16 x 1-1/4	19-1/4	2.30
1034	17 x 19	280	270	W-3260	1-1/8 x 1-5/16	19-1/4	2.30
1036	18 x 19	280	270	W-3261	1-1/4 x 1-5/16	19-1/4	2.30
1038	17 x 22	330	365	W-3270	1-1/4 x 1-7/16	19-1/4	2.30
1040	19 x 22	330	365	W-3271	1-7/16 x 1-5/8	19-1/4	2.50
1042	19 x 24	330	365				
1044	20 x 22	330	365				
1046	21 x 23	330	365				
1048	22 x 24	360	455				
1050	24 x 26	360	455				
1052	22 x 27	410	905				
1054	24 x 27	410	905				
1056	25 x 28	410	905				
1058	24 x 30	410	905				
1060	27 x 30	410	905				
1062	27 x 32	410	905				
1064	30 x 32	480	1135				
1066	30 x 36	480	1135				
1068	32 x 36	480	1135				
1070	36 x 41	510	1405				
1072	41 x 46	580	2085				
1074	46 x 50	630	2765				
1076	50 x 55	690	3810				
1078	50 x 60	740	4990				
1080	55 x 60	740	4990				
1082	65 x 70	800	7030				
1084	70 x 75	800	7030				

Wrench, Box End, Double, Straight Type,
12-Point⁶

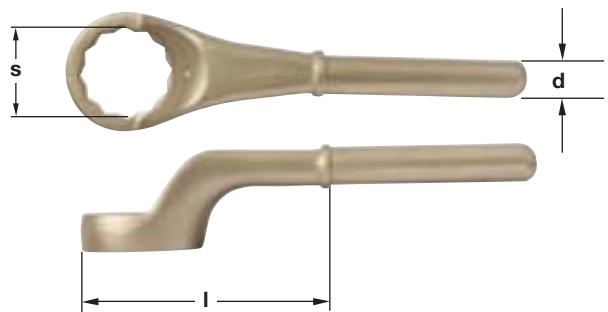
Clé polygonale double droite, 12 pans
Llave de Caíón Doble. Tipo Recto. 12-Puntos



Millimeter (mm)				American Inch (")			
No.	s1xs2 mm	l mm	⚖ g	No.	s1xs2 inch	l inch	⚖ lbs.
0800	6 x 7	100	45	0860	1/4 x 5/16	4	.10
0802	8 x 10	130	45	0862	5/16 x 3/8	5	.10
0804	9 x 11	130	45	0864	3/8 x 7/16	5	.10
0806	12 x 14	155	45	0866	7/16 x 9/16	6	.10
0808	13 x 15	170	90	0868	1/2 x 5/8	6-1/2	.10
0810	14 x 17	170	90	0870	1/2 x 19/32	6-1/2	.20
0812	16 x 18	190	90	0872	9/16 x 11/16	6-1/2	.20
0814	17 x 19	190	90	0874	5/8 x 25/32	7-1/2	.20
0816	19 x 22	235	180	0876	11/16 x 3/4	7-1/2	.20
0818	21 x 23	235	180	0878	3/4 x 7/8	9-1/4	.40
0820	24 x 27	270	340	0880	13/16 x 15/16	9-1/4	.40
0822	26 x 28	295	475	0882	15/16 x 1-1/16	10-1/2	.75
0824	30x 32	330	565	0884	1 x 1-1/8	11-1/2	1.05
0826	30 x 36	360	770	0886	1-3/16 x 1-1/4	13	1.25
0828	32 x 36	360	770				
0830	36 x 41	400	1495				

Wrench, Box For Extension Tube, 12-Point⁶

Clé polygonale à traction
Llave de Cajón Para Extensión



No.	s mm	l mm	d mm	⚖ g	No.	s inch	l inch	d inch	⚖ lbs.
4800	30	117	21	800	4950	1-3/16	4-1/2	4/5	1.76
4802	32	117	21	800	4952	1-1/4	4-1/2	4/5	1.76
4804	33	117	21	800	4954	1-5/16	4-1/2	4/5	1.76


The Original Manufacturer of
Non-Sparking, Non-Magnetic
Hand Tools.®

Wrench, Box For Extension Tube,
12-Point – Cont.

No.	s mm	l mm	d mm	g	No.	s inch	l inch	d inch	lbs.
4806	34	117	21	800	4956	1-3/8	5	4/5	1.87
4808	35	127	21	850	4958	1-7/16	5	4/5	1.87
4810	36	127	21	850	4960	1-1/2	5-1/4	4/5	2.09
4812	37	132	21	950	4962	1-9/16	5-1/2	4/5	2.21
4814	38	132	21	950	4964	1-5/8	5-1/2	4/5	2.21
4816	41	139	21	1000	4966	1-11/16	5-1/2	4/5	2.21
4818	42	139	21	1000	4968	1-3/4	5-1/2	4/5	2.21
4820	46	158	24	1400	4970	1-13/16	6-1/4	1	3.09
4822	47	158	24	1400	4972	1-7/8	6-1/4	1	3.09
4824	50	164	24	1550	4974	2	6-1/2	1	3.42
4826	52	164	24	1550	4976	2-1/16	6-1/2	1	3.42
4828	54	164	24	1550	4978	2-1/8	6-1/2	1	3.42
4830	55	168	24	1650	4980	2-3/16	6-3/4	1	3.64
4832	56	168	24	1650	4982	2-1/4	6-3/4	1	3.64
4834	58	168	24	1650	4984	2-5/16	6-3/4	1	3.64
4836	60	188	29	2450	4986	2-3/8	7-1/4	1	5.40
4838	63	188	29	2450	4988	2-7/16	7-1/4	1	5.40
4840	65	196	29	2700	4990	2-1/2	7-1/4	1	5.40
4842	67	196	29	2700	4992	2-9/16	7-3/4	1-1/4	5.95
4844	70	202	29	2850	4994	2-5/8	7-3/4	1-1/4	5.95
4846	71	202	29	2850	4996	2-3/4	8	1-1/4	6.28
4848	75	210	29	3200	4998	2-13/16	8	1-1/4	6.28
4850	77	210	29	3200	5000	2-15/16	8	1-1/4	6.28
4852	80	215	29	3600	5002	3	8-1/4	1-1/4	7.06
4854	82	215	29	3600	5004	3-1/8	8-1/2	1-1/4	7.94
4856	85	215	29	3600	5006	3-1/4	8-1/2	1-1/4	7.94
					5008	3-3/8	8-1/2	1-1/4	7.94

Extension Tube for Box Wrench⁸

Tube levier pour clé polygonale
Extensión Para la Llave de Cajón



No.	d1 mm	d2 mm	l mm	g	d1 inch	d2 inch	l inch	lbs.
5050	30	22	600	800	1-1/4	3/4	23-1/2	1.76
5054	35	25	700	1450	1-3/8	1	27-1/2	3.20
5058	40	30	750	2250	1-5/8	1-1/4	29-1/2	4.96

Wrench, Chain Pipe

Serre-tube à chaîne
Llave Encadenadora de Tubos



No.	d max. mm	l mm	g	d max. inch	l inch	lbs.
W-60	38	510	2540	1-1/2	20	5.60
W-61	65	685	4035	2-1/2	27	8.90
W-62	305	1830	29575	12	72	65.20
W-63	100	915	12475	4	36	27.50

Wrench, Combination

Clé mixte
Llave Combinada



Millimeter (mm)				American Inch (")			
No.	s mm	l mm	g	No.	s inch	l inch	lbs.
1298	6	115	45	W-600	5/16	4-1/2	.10
1299	7	115	45	W-601	3/8	6-1/4	.10
1300	8	115	45	W-601A	13/32	6-1/4	.10
1302	9	115	45	W-611	7/16	6-7/8	.10
1304	10	160	45	W-621	1/2	7-1/2	.10
1306	11	175	45	W-631	9/16	8	.20
1308	12	190	90	W-632	19/32	8	.20
1310	13	205	90	W-641	5/8	8-7/8	.30
1312	14	205	90	W-651	11/16	9-5/8	.40
1314	15	225	135	W-661	3/4	10-3/4	.50
1316	16	225	135	W-662	25/32	10-3/4	.50
1318	17	245	180	W-670	13/16	11-5/8	.50
1320	18	245	180	W-671	7/8	11-5/8	.80
1322	19	270	180	W-671b	15/16	12-7/8	.80
1324	20	270	180	W-670a	31/32	12-7/8	.80
1326	21	295	270	W-671a	1	14	.80
1328	22	295	270	W-672	1-1/16	14	.90
1330	23	325	365	W-673	1-1/8	15-3/8	1.30
1332	24	325	365	W-673a	1-3/16	15-3/8	1.30
1334	25	355	410	W-674	1-1/4	17	1.70
1336	26	355	410	W-675	1-5/16	17	1.70



Wrench, Combination – Cont.

Millimeter (mm)				American Inch (")			
No.	s mm	l mm	⚖ g	No.	s inch	l inch	⚖ lbs.
1338	27	355	410	W-676	1-3/8	19	2.00
1340	28	390	590	W-677	1-7/16	19	2.00
1341	29	390	590	W-678	1-1/2	19	2.00
1342	30	390	590	W-678a	1-9/16	19	2.00
1344	32	430	725	W-679	1-5/8	20-7/8	2.70
1346	34	430	725	1504	1-11/16	22-3/4	8.00
1348	36	475	905	1505	1-13/16	22-3/4	8.00
1350	38	475	905	1506	1-3/4	22-3/4	8.00
1352	41	525	1180	1507	1-7/8	22-3/4	8.00
1354	46	575	3630	1507A	1-15/16	22-3/4	8.00
1356	50	575	3630	1508	2	22-3/4	8.00
1358	55	575	3630	1509	2-1/8	22-3/4	8.00
1360	60	575	3630	1510	2-3/16	22-3/4	8.00
1362	65	575	4080	1511	2-1/4	22-3/4	8.00
1364	70	575	4080	1512	2-3/8	22-3/4	8.00
				1513	2-1/2	22-3/4	8.00
				1514	2-9/16	22-3/4	9.00
				1516	2-3/4	22-3/4	9.00
				1518	2-5/8	22-3/4	9.00

Wrench, Construction, Offset Type with Pin

Clé à broche, coudée tête droite

Llave de Construcción, Tipo Acodada con Perno



Millimeter (mm)				American Inch (")			
No.	s mm	l mm	⚖ g	No.	s inch	l inch	⚖ lbs.
W-2217	17	320	340	W-219	11/16	11-1/2	.75
W-2218	18	320	340	W-220	7/8	14	1.50
W-2219	19	350	680	W-221	1-1/16	15	1.70
W-2220	20	350	680	W-222	1-1/4	15	1.70
W-2221	21	350	680	W-223	1-7/16	18	4.00
W-2222	22	350	680	W-224	1-5/8	20	5.40
W-2223	23	370	680	W-225	1-13/16	21-1/2	6.30
W-2224	24	370	680	W-226	2	21-1/2	6.30
W-2225	25	370	770				
W-2226	26	370	770				
W-2227	27	370	770				
W-2228	28	400	770				
W-2229	29	400	770				

Millimeter (mm)				American Inch (")			
No.	s mm	l mm	⚖ g	No.	s inch	l inch	⚖ lbs.
W-2230	30	400	770				
W-2232	32	400	770				
W-2233	33	400	770				
W-2234	34	400	770				
W-2235	35	430	2130				
W-2236	36	430	2130				
W-2237	37	430	2130				
W-2238	38	430	2130				
W-2241	41	470	2130				
W-2242	42	470	2130				
W-2246	46	500	2450				
W-2247	47	500	2450				
W-2250	50	530	2860				

Wrench, Gas & Water Shut-off

Clé pour eau / gas

Llave para agua / gas



Millimeter (mm)				American (inch)		
No.	s mm	l mm	⚖ g	s inch	l inch	⚖ lbs.
W-20	13	290	410	1/2	11-1/2	.90

Wrench, Monkey (Railroad)

Clé anglaise (chemin de fer)

Llave Inglesa (Ferrocarril)



No.	s max. mm	l mm	⚖ g	s max. inch	l inch	⚖ lbs.
W-1145	38	200	635	1-1/2	8	1.40
W-1146	48	255	955	1-7/8	10	2.10
W-1147	58	305	1540	2-1/4	12	3.40
W-1148	70	380	2225	2-13/16	15	4.90
W-1149	80	460	3585	3	18	7.90
W-1150	105	540	4765	4-1/8	21	10.50



Wrench, Open End⁶

Clé à fourche simple
Llave de Boca Sencilla



Millimeter (mm)				American Inch (")			
No.	s mm	l mm	g	No.	s inch	l inch	lbs.
0102	8	115	45	0250	5/16	4-1/2	.10
0104	9	115	45	0252	11/32	4-1/2	.10
0106	10	115	45	0254	3/8	4-1/2	.10
0108	11	145	45	0256	13/32	4-1/2	.10
0110	12	145	45	0258	7/16	5-3/4	.10
0112	13	145	45	0260	1/2	5-3/4	.10
0114	14	145	45	0262	9/16	5-3/4	.10
0116	15	185	135	0264	19/32	7-1/4	.30
0118	16	185	135	0266	5/8	7-1/4	.30
0120	17	185	135	0268	11/16	7-1/4	.30
0122	18	185	135	0270	3/4	7-1/4	.30
0124	19	185	135	0272	25/32	7-1/4	.30
0126	20	185	135	0274	13/16	9-1/2	.60
0128	21	240	135	0276	7/8	9-1/2	.60
0130	22	240	270	0278	15/16	9-1/2	.60
0132	23	240	270	0280	31/32	9-1/2	.60
0134	24	240	270	0282	1	9-1/2	.60
0136	25	240	270	0284	1-1/16	9-1/2	.60
0138	26	240	270	0286	1-1/8	10-1/4	.80
0140	27	240	270	0288	1-3/16	10-1/4	.80
0142	28	260	365	0290	1-1/4	11-1/4	1.00
0144	29	260	365	0292	1-5/16	11-1/4	1.00
0146	30	260	365	0294	1-3/8	12-1/4	1.30
0148	32	285	455	0296	1-7/16	12-1/4	1.30
0150	33	285	455	0298	1-1/2	12-1/4	1.30
0152	34	285	455	0300	1-9/16	13-1/4	2.00
0154	35	310	680	0302	1-5/8	13-1/4	2.00
0156	36	310	680	0304	1-11/16	14-3/4	2.20
0158	37	310	680	0306	1-3/4	14-3/4	2.20
0160	38	310	680	0308	1-13/16	14-3/4	2.20
0162	41	340	905	0310	1-7/8	16-1/4	3.00
0164	42	340	905	0312	2	16-1/4	3.00
0166	46	375	1000	0314	2-1/16	18	4.40
0168	47	375	1000	0316	2-1/8	18	4.40
0170	50	415	1360	0318	2-3/16	18	4.40
0172	52	415	1360	0320	2-1/4	18	4.40

6 Made in USA with German Component

No.	s mm	l mm	g	No.	s inch	l inch	lbs.
0174	54	455	1995	0322	2-5/16	20	5.70
0176	55	455	1995	0324	2-3/8	20	5.70
0178	56	455	1995	0326	2-7/16	20	5.70
0180	58	505	2585	0328	2-1/2	21-3/4	7.40
0182	60	505	2585	0330	2-9/16	21-3/4	7.40
0184	63	555	3355	0332	2-5/8	21-3/4	7.40
0186	65	555	3355	0334	2-3/4	21-3/4	7.40
0188	67	555	3355	0336	2-13/16	24-1/4	9.50
0190	70	555	3355	0338	2-15/16	24-1/4	9.50
0192	71	615	3355	0340	3	24-1/4	9.50
0194	75	615	4310	0342	3-1/8	24-1/4	9.50
0196	77	615	4310	0344	3-1/4	24-1/4	9.50
0198	80	615	4310	0346	3-3/8	27	12.70
0200	82	615	4310	0348	3-1/2	27	12.70
0202	85	690	5760	0350	3-5/8	30-1/4	18.00
0204	88	690	5760	0352	3-3/4	30-1/4	18.00
0206	90	690	5760	0354	3-7/8	30-1/4	18.00
0208	94	770	8165				
0210	95	770	8165				
0212	100	770	8165				

Wrench, Open End, Double

Clé à fourche double
Llave de Boca Doble



Millimeter (mm)				American Inch (")			
No.	s1 & s2 mm	l mm	g	No.	s1 & s2 inch	l inch	lbs.
WO-6X7	6 x 7	100	45	WO-1/4X5/16	1/4 x 5/16	5	.10
WO-6X8	6 x 8	100	45	WO-5/16X11/32	5/16 x 11/32	5	.10
WO-7X8	7 x 8	125	45	WO-5/16X3/8	5/16 x 3/8	5	.10
WO-7X9	7 x 9	125	45	WO-3/8X7/16	3/8 x 7/16	5	.10
WO-8X9	8 x 9	125	45	WO-7/16X1/2	7/16 x 1/2	5	.10
WO-8X10	8 x 10	125	45	WO-1/2X9/16	1/2 x 9/16	5-3/4	.20
WO-9X10	9 x 10	125	45	WO-1/2X5/8	1/2 x 5/8	5-3/4	.20
WO-9X11	9 x 11	125	45	WO-1/2X11/16	1/2 x 11/16	6-1/2	.30
WO-10X11	10 x 11	125	45	WO-9/16X5/8	9/16 x 5/8	6-1/2	.30
WO-10X12	10 x 12	125	45	WO-9/16X3/4	9/16 x 3/4	6-1/2	.30
WO-11X12	11 x 12	125	90	WO-5/8X11/16	5/8 x 11/16	6-7/8	.40
WO-10X13	10 x 13	145	90	WO-5/8X3/4	5/8 x 3/4	6-7/8	.40

Wrench, Open End, Double – Cont.



No.	s1 & s2 mm	l mm	△ g	No.	s1 & s2 inch	l inch	△ lbs.
WO-10X14	10 x 14	145	90	WO-11/16X3/4	11/16 x 3/4	6-7/8	.40
WO-11X13	11 x 13	145	90	WO-11/16X25/32	11/16 x 25/32	6-7/8	.40
WO-11X14	11 x 14	145	90	WO-11/16X7/8	11/16 x 7/8	8	.50
WO-12X13	12 x 13	145	90	WO-3/4X13/16	3/4 x 13/16	8	.50
WO-12X14	12 x 14	145	90	WO-3/4X7/8	3/4 x 7/8	8	.50
WO-13X14	13 x 14	145	90	WO-25/32X7/8	25/32 x 7/8	8	.50
WO-13X15	13 x 15	145	90	WO-13/16X7/8	13/16 x 7/8	8	.50
WO-14X15	14 x 15	165	135	WO-7/8X15/16	7/8 x 15/16	9	.70
WO-14X16	14 x 16	165	135	WO-7/8X1	7/8 x 1	9	.70
WO-14X17	14 x 17	165	135	WO-7/8X1-1/16	7/8 x 1-1/16	9	.70
WO-16X17	16 x 17	165	135	WO-15/16X1	15/16 x 1	10-1/4	1.10
WO-16X18	16 x 18	165	135	WO-15/16X1-1/16	15/16 x 1-1/16	10-1/4	1.10
WO-17X19	17 x 19	175	180	WO-1X1-1/8	1 x 1-1/8	10-1/4	1.10
WO-18X19	18 x 19	175	180	WO-1-1/16X1-1/8	1-1/16 x 1-1/8	12-1/4	1.50
WO-17X22	17 x 22	205	225	WO-1-1/16X1-1/4	1-1/16 x 1-1/4	12-1/4	1.50
WO-18X20	18 x 20	205	225	WO-1-1/8X1-1/4	1-1/8 x 1-1/4	12-1/4	1.50
WO-18X22	18 x 22	205	225	WO-1-1/8X1-5/16	1-1/8 x 1-5/16	12-1/4	1.50
WO-19X22	19 x 22	205	225	WO-1-1/8X1-1/2	1-1/8 x 1-1/2	12/1/4	1.50
WO-19X24	19 x 24	205	225	WO-1-1/4X1-7/16	1-1/4 x 1-7/16	14-3/8	2.50
WO-20X22	20 x 22	205	225	WO-1-1/4X1-5/8	1-1/4 x 1-5/8	14-3/8	2.50
WO-21X22	21 x 22	205	225	WO-1-5/16X1-1/2	1-5/16 x 1-1/2	14-3/8	2.50
WO-21X23	21 x 23	230	320	WO-1-3/8X1-7/16	1-3/8 x 1-7/16	14-3/8	2.50
WO-22X23	22 x 23	230	320	WO-1-7/16X1-5/8	1-7/16 x 1-5/8	14-3/8	2.50
WO-22X24	22 x 24	230	320	WO-1-5/8X1-13/16	1-5/8 x 1-13/16	14-3/8	2.50
WO-22X27	22 x 27	230	320	WO-1-13/16X2	1-13/16 x 2	17-1/2	3.50
WO-23X26	23 x 26	230	320	WO-1-7/8X2	1-7/8 x 2	17-1/2	3.50
WO-24X26	24 x 26	230	320	WO-2-1/16X2-1/4	2-1/16 x 2-1/4	18-3/4	6.50
WO-24X27	24 x 27	230	320	WO-2-1/4X2-1/2	2-1/4 x 2-1/2	18-3/4	6.50
WO-24X30	24 x 30	260	500	WO-2-1/2X2-5/8	2-1/2 x 2-5/8	18-3/4	6.20
WO-25X28	25 x 28	260	500	WO-2-5/8X2-3/4	2-5/8 x 2-3/4	18-3/4	5.90
WO-26X29	26 x 29	260	500	WO-2-3/4X3	2-3/4 x 3	18-3/4	5.50
WO-27X30	27 x 30	260	500				
WO-27X32	27 x 32	260	500				
WO-30X32	30 x 32	260	500				
WO-30X34	30 x 34	310	680				
WO-30X36	30 x 36	310	680				
WO-32X36	32 x 36	310	680				
WO-34X36	34 x 36	310	680				
WO-36X41	36 x 41	365	1135				
WO-41X46	41 x 46	365	1135				
WO-46X50	46 x 50	445	1590				
WO-50X55	50 x 55	445	1590				
WO-50X60	50 x 60	475	2950				
WO-55X60	55 x 60	475	2950				
WO-65X70	65 x 70	475	2720				
WO-70X75	70 x 75	475	2495				

Wrench, Pipe, Aluminum

Clé serre-tube, aluminium forgé

Llave para Tubos



No.	d max mm	l mm	△ g	d max inch	l inch	△ lbs.
W-211AL	64	255	590	2-1/2	10	1.30
W-212AL	71	355	860	2-13/16	14	1.90
W-213AL	81	460	1315	3-3/16	18	2.90
W-214AL	108	610	2270	4-1/4	24	5.00
W-215AL	144	915	4310	5-11/16	36	9.50
W-216AL	192	1220	7895	7-9/16	48	17.40

Replacement parts available upon request

Pièces de rechange disponibles sur demande

Reemplazo de repuestos

Choose aluminum for lightweight applications.

Wrench, Pipe, Bronze

Clé serre-tube

Llave para Tubos



No.	d max mm	l mm	△ g	d max inch	l inch	△ lbs.
W-210	49	205	545	1-15/16	8	1.20
W-211	64	255	815	2-1/2	10	1.80
W-212	71	355	1270	2-13/16	14	2.80
W-213	81	460	1995	3-3/16	18	4.40
W-214	108	610	3495	4-1/4	24	7.70
W-215	144	915	6805	5-11/16	36	15.00
W-216	192	1220	13290	7-9/16	48	29.30

Replacement parts available upon request

Pièces de rechange disponibles sur demande

Reemplazo de repuestos

Wrench, Spanner, Adjustable

Clé à ergot articulée
Llave de Gancho Ajustable



No.	d max mm	l mm	△△ g	d max inch	l inch	△△ lbs.
WP-5-ST	32-75	205	180	1-1/4-3	8	.40
WP-6-ST	50-120	285	455	2-4-3/4	11	1.00
WP-7-ST	115-170	310	500	4-1/2-6-3/8	12	1.10

Wrench, Spanner, Fixed (DIN 1810)

Clé à ergot
Llave de Gancho



No.	d mm	l mm	△△ g	d inch	l inch	△△ lbs.
⁶ WFS-12-14	12-14	110	45	7/16-9/16	4-1/4	.10
⁶ WFS-16-20	16-20	110	45	5/8-13/16	4-1/4	.10
⁶ WFS-25-28	25-28	135	45	15/16-1-1/8	5-1/4	.10
⁶ WFS-30-32	30-32	135	45	1-3/16-1-1/4	5-1/4	.10
WFS-34-36	34-36	170	90	1-5/16-1-7/16	6-3/4	.20
WFS-40-42	40-42	170	90	1-9/16-1-11/16	6-3/4	.20
WFS-45-50	45-50	205	135	1-3/4-2	8	.30
WFS-52-55	52-55	205	135	2-1/16-2-3/16	8	.30
WFS-58-62	58-62	245	320	2-1/4-2-7/16	9-3/4	.70
WFS-68-75	68-75	245	320	2-11/16-3	9-3/4	.70
WFS-80-90	80-90	285	365	3-1/8-3-1/2	11-1/4	.80
WFS-95-100	95-100	285	365	3-3/4-4	11-1/4	.80
WFS-110-115	110-115	335	635	4-5/16-4-9/16	13-1/4	1.40
WFS-120-130	120-130	335	635	4-11/16-5-1/8	13-1/4	1.40
WFS-135-145	135-145	385	905	5-5/16-5-3/4	15-1/4	2.00
WFS-155-165	155-165	385	905	6-1/8-6-1/2	15-1/4	2.00

Trust Only Genuine
Ampco Safety Tools.™

6 Made in USA with German Component

Wrench, Striking Box, 6-Point

Clé à frapper polygonale, 6 pans
Llave de Cajón de Golpe, 6-Puntos



American Inch (")			
No.	s inch	l inch	△△ lbs.
WS-1808	1-1/4	6-1/2	1.10
WS-1808A	1-5/16	7-1/2	1.40
WS-1809	1-7/16	7-1/2	1.40
WS-1809A	1-1/2	8-3/4	2.40
WS-1810	1-5/8	8-3/4	2.40
WS-1810A	1-11/16	9-7/8	2.90
WS-1811	1-13/16	9-7/8	2.90
WS-1811A	1-7/8	10-5/8	3.20
WS-1812	2	10-5/8	3.20
WS-1813	2-3/16	11-1/2	3.70
WS-1814	2-3/8	12-1/4	3.80
WS-1815	2-9/16	13-1/2	4.80
WS-1815A	2-5/8	13-1/2	4.80
WS-1816	2-3/4	17	6.80

Wrench, Striking Box, 12-Point (DIN 7444)

Clé à frapper polygonale, 12 pans
Llave de Cajón de Golpe, 12-Puntos



Millimeter (mm)				American Inch (")			
No.	s mm	l mm	△△ g	No.	s inch	l inch	△△ lbs.
WS-17	17	160	270	WS-11/16	11/16	6-1/4	.60
WS-19	19	160	270	WS-3/4	3/4	6-1/4	.60
WS-22	22	160	270	WS-7/8	7/8	6-1/4	.60
WS-24	24	160	270	WS-1	1	6-1/4	.60
WS-26	26	160	270	WS-1-1/16	1-1/16	7	.70
WS-27	27	180	320	WS-1-1/8	1-1/8	7	.70
WS-28	28	180	320	WS-1-3/16	1-3/16	7-7/8	1.20
WS-29	29	180	320	WS-1-1/4	1-1/4	7-7/8	1.20
WS-30	30	200	500	WS-1-5/16	1-5/16	7-7/8	1.20
WS-31	31	200	500	WS-1-3/8	1-3/8	7-7/8	1.20




Wrench, Striking Box, 12-Point – Cont.

No.	s mm	l mm	⚖ g	No.	s inch	l inch	⚖ lbs.
WS-32	32	200	500	WS-1-7/16	1-7/16	7-7/8	1.20
WS-33	33	200	500	WS-1-1/2	1-1/2	9	1.80
WS-34	34	200	500	WS-1-9/16	1-9/16	9	1.80
WS-35	35	200	500	WS-1-5/8	1-5/8	9	1.80
WS-36	36	200	500	WS-1-11/16	1-11/16	9	1.70
WS-37	37	200	500	WS-1-3/4	1-3/4	9	1.70
WS-38	38	200	500	WS-1-13/16	1-13/16	9	1.70
WS-40	40	230	770	WS-1-7/8	1-7/8	10	2.70
WS-41	41	230	770	WS-2	2	10	2.70
WS-42	42	230	770	WS-2-1/16	2-1/16	10	2.70
WS-43	43	230	770	WS-2-1/8	2-1/8	10	2.70
WS-44	44	230	770	WS-2-3/16	2-3/16	10	2.70
WS-46	46	230	770	WS-2-1/4	2-1/4	11-1/4	4.00
WS-47	47	230	905	WS-2-5/16	2-5/16	11-1/4	4.00
WS-48	48	255	1180	WS-2-3/8	2-3/8	11-1/4	4.00
WS-50	50	255	1180	WS-2-7/16	2-7/16	11-1/4	4.00
WS-51	51	255	1180	WS-2-1/2	2-1/2	11-1/4	4.00
WS-52	52	255	1180	WS-2-9/16	2-9/16	11-1/4	4.00
WS-54	54	255	1180	WS-2-5/8	2-5/8	13	4.00
WS-55	55	255	1180	WS-2-3/4	2-3/4	13	6.20
WS-56	56	255	1180	WS-2-13/16	2-13/16	13	6.20
WS-57	57	285	1860	WS-2-15/16	2-15/16	13	6.20
WS-58	58	285	1860	WS-3	3	14-1/4	8.50
WS-60	60	285	1860	WS-3-1/8	3-1/8	14-1/4	8.50
WS-62	62	285	1860	WS-3-1/4	3-1/4	14-1/4	8.50
WS-63	63	285	1860	WS-3-3/8	3-3/8	15-1/2	13.80
WS-65	65	285	1860	WS-3-1/2	3-1/2	15-1/2	13.40
WS-67	67	330	2810	WS-3-5/8	3-5/8	15-1/2	12.90
WS-70	70	330	2810	WS-3-3/4	3-3/4	15-1/2	12.50
WS-71	71	330	2810	WS-3-7/8	3-7/8	15-1/2	12.10
WS-75	75	330	2810	WS-4	4	17-1/8	18.30
WS-77	77	360	3810	WS-4-1/8	4-1/8	17-1/8	17.90
WS-78	78	360	3810	WS-4-5/16	4-5/16	17-1/8	17.50
WS-79	79	360	3810	WS-4-9/16	4-9/16	20	34.35
WS-80	80	360	3810	WS-4-11/16	4-11/16	20	34.35
WS-82	82	360	3810	WS-4-15/16	4-15/16	20	34.35
WS-85	85	360	3810	WS-5-1/8	5-1/8	20	34.35
WS-88	88	395	6170	WS-5-3/8	5-3/8	22	40.10
WS-90	90	395	6125	WS-5-11/16	6	22	40.10
WS-94	94	395	6080	WS-6	6	22	40.05
WS-95	95	395	5985				
WS-100	100	395	5805				
WS-105	105	435	8255				
WS-110	110	435	8255				
WS-115	115	435	8255				
WS-120	120	510	14515				
WS-125	125	510	14515				
WS-130	130	510	14515				
WS-135	135	510	14515				
WS-145	145	560	21250				
WS-150	150	560	21250				
WS-155	155	560	21250				

Wrench, Striking Open End

Clé à frapper à fourche
Llave de Boca de Golpe



Millimeter (mm)				American Inch (")			
No.	s mm	l mm	⚖ g	No.	s inch	l inch	⚖ lbs.
WSO-14	14	185	320	WSO-1/2	1/2	6-1/2	.60
WSO-17	17	185	320	WSO-9/16	9/16	6-1/2	.60
WSO-19	19	185	320	WSO-5/8	5/8	7-1/4	.70
WSO-22	22	200	500	WSO-11/16	11/16	7-1/4	.70
WSO-24	24	200	500	WSO-3/4	3/4	7-1/4	.70
WSO-25	25	200	500	WSO-13/16	13/16	7-3/4	1.10
WSO-26	26	200	500	WSO-7/8	7/8	7-3/4	1.10
WSO-27	27	200	500	WSO-15/16	15/16	7-3/4	1.10
WSO-28	28	230	770	WSO-1	1	7-3/4	1.10
WSO-29	29	230	770	WSO-1-1/16	1-1/16	7-3/4	1.10
WSO-30	30	230	770	WSO-1-1/8	1-1/8	9	1.70
WSO-32	32	230	770	WSO-1-3/16	1-3/16	9	1.70
WSO-33	33	230	770	WSO-1-1/4	1-1/4	9	1.70
WSO-34	34	230	770	WSO-1-5/16	1-5/16	9	1.70
WSO-35	35	230	770	WSO-1-3/8	1-3/8	9	1.70
WSO-36	36	230	770	WSO-1-7/16	1-7/16	9	1.70
WSO-37	37	230	770	WSO-1-1/2	1-1/2	10	2.60
WSO-38	38	255	1180	WSO-1-9/16	1-9/16	10	2.60
WSO-41	41	255	1180	WSO-1-5/8	1-5/8	10	2.60
WSO-42	42	255	1180	WSO-1-11/16	1-11/16	10	2.60
WSO-46	46	255	1180	WSO-1-3/4	1-3/4	10	2.60
WSO-47	47	255	1180	WSO-1-13/16	1-13/16	10	2.60
WSO-50	50	285	1860	WSO-1-7/8	1-7/8	10	2.60
WSO-52	52	285	1860	WSO-1-15/16	1-15/16	11-1/4	4.10
WSO-54	54	285	1860	WSO-2	2	11-1/4	4.10
WSO-55	55	285	1860	WSO-2-1/16	2-1/16	11-1/4	4.10
WSO-56	56	285	1860	WSO-2-1/8	2-1/8	11-1/4	4.10
WSO-58	58	285	1860	WSO-2-3/16	2-3/16	11-1/4	4.10
WSO-60	60	285	1860	WSO-2-1/4	2-1/4	11-1/4	4.10
WSO-63	63	285	1860	WSO-2-5/16	2-5/16	11-1/4	4.10
WSO-65	65	360	3810	WSO-2-3/8	2-3/8	11-1/4	4.10
WSO-67	67	360	3810	WSO-2-7/16	2-7/16	11-1/4	4.10
WSO-70	70	395	6080	WSO-2-1/2	2-1/2	11-1/4	4.10
WSO-71	71	395	6080	WSO-2-9/16	2-9/16	13	8.40
WSO-75	75	395	6080	WSO-2-5/8	2-5/8	13	8.40
WSO-77	77	395	6080	WSO-2-11/16	2-11/16	15-3/4	13.40
WSO-80	80	395	6080	WSO-2-3/4	2-3/4	15-3/4	13.40
WSO-82	82	395	6080	WSO-2-13/16	2-13/16	15-3/4	13.40




Wrench, Striking Open End – Cont.

No.	s mm	l mm	△ g	No.	s inch	l inch	△ lbs.
WSO-85	85	395	6080	WSO-2-7/8	2-7/8	15-3/4	13.40
WSO-88	88	510	14515	WSO-2-15/16	2-15/16	15-3/4	13.40
WSO-90	90	510	14515	WSO-3	3	15-3/4	13.40
WSO-92	92	510	14515	WSO-3-1/8	3-1/8	15-3/4	13.40
WSO-94	94	510	14515	WSO-3-1/4	3-1/4	15-3/4	13.40
WSO-95	95	510	14515	WSO-3-3/8	3-3/8	15-3/4	13.40
WSO-100	100	510	14515	WSO-3-1/2	3-1/2	20	32.00
WSO-105	105	510	14515	WSO-3-5/8	3-5/8	20	32.00
WSO-110	110	560	21250	WSO-3-3/4	3-3/4	20	32.00
WSO-115	115	560	21250	WSO-3-7/8	3-7/8	20	32.00
WSO-120	120	560	21250	WSO-4	4	20	32.00
WSO-125	125	560	21250	WSO-4-1/8	4-1/8	20	32.00
				WSO-4-1/4	4-1/4	22	46.85
				WSO-4-3/8	4-3/8	22	46.85
				WSO-4-1/2	4-1/2	22	46.85
				WSO-4-5/8	4-5/8	22	46.85
				WSO-4-3/4	4-3/4	22	46.85
				WSO-4-7/8	4-7/8	22	46.85
				WSO-5	5	22	46.85

Wrench, Valve Wheel

Clé à volant

Llave Giradora de Válvulas



No.	d mm	a mm	b mm	l mm	△ g	d inch	a inch	b inch	l inch	△ lbs.
WV-100	35	70	73	355	1110	1-3/8	2-3/4	2-7/8	14-1/4	2.45
WV-200	45	92	89	465	1570	1-3/4	3-9/16	3-1/2	18-1/4	3.46
WV-300	64	127	133	660	3630	2-1/2	4-13/16	5-1/4	26-5/16	8

Wrench, Valve Wheel (DIN 87311)

Clé à volant

Llave Giradora de Válvulas



No.	d mm	a mm	l mm	△ g	d inch	a inch	l inch	△ lbs.
WV-10	36	60	370	590	1-3/8	2-3/8	14-1/2	1.30
WV-12	48	80	430	1135	1-7/8	3-1/8	17	2.50
WV-14	62	102	550	2405	2-7/16	4	21-5/8	5.30

Wrench, Valve Wheel, Double

Clé à volant double

Llave Giradora de Válvulas double



No.	d1 mm	d2 mm	a mm	l mm	△ g	d1 inch	d2 inch	a inch	l inch	△ lbs.
WVD-100	23	16	25	205	170	15/16	5/8	1	8	0.38

Know You Are Safe™
with Ampco Safety Tools.

Valve Wheel Hook

Clé à valve
Gancho Girador de Válvulas



Millimeter (mm)					
No.	a mm	b mm	d mm	l mm	⚖ g
WV-30	30	55	13	300	365
WV-32	35	60	13	350	410
WV-34	40	70	16	400	680
WV-36	45	80	16	450	815
WV-38	50	90	19	500	1315
WV-40	60	105	22	600	2130
WV-42	70	120	25	700	3355
WV-44	80	135	28	800	4990
American Inch (")					
No.	a inch	b inch	d inch	l inch	⚖ lbs.
WV-30	1-3/16	2-3/16	1/2	11-3/4	.80
WV-32	1-3/8	2-3/8	1/2	13-3/4	.90
WV-34	1-5/8	2-3/8	5/8	15-3/4	1.50
WV-36	1-3/4	3	5/8	17-3/4	1.80
WV-38	2	3-7/16	3-1/4	19-3/4	2.90
WV-40	2-3/8	4	7/8	23-5/8	4.70
WV-42	2-3/4	4-3/4	1	27-1/2	7.40
WV-44	3-1/8	5-3/8	1-1/8	31-1/2	11.00

Valve Wheel Hook

Clé à valve
Gancho Girador de Válvulas



Millimeter (mm)						
No.	a1 mm	a2 mm	b mm	d mm	l mm	⚖ g
WV-20	40	30	115	13	500	635
American Inch (")						
No.	a1 inch	a2 inch	b inch	d inch	l inch	⚖ lbs.
WV-20	19/16	13/16	4-7/16	1/2	19-3/4	1.40



WRENCHES

AMPCO wrenches are recommended by safety engineers and insurance companies worldwide

Engineered to perform in :
high-risk and demanding :
environments :





IM-20 Deluxe Insulated Tool Kit, 17 pc.

IM-20 Jeu d'outils isolants de luxe, 17 pcs
Juego de 17 herramientas Deluxe con aislamiento
IM-20



No.	length mm	width mm	height mm	⚖ g	length inch	width inch	height inch	⚖ lbs.
IM-20	405	235	205	4990	16	9-1/4	8	11.00
No.	Description							
IP-31	Adjustable Combination Pliers 8"							
IP-35	Lineman's/Side Cutting Pliers 8-1/2"							
IP-36	Diagonal Cutting Pliers 7"							
IP-39	Groove Joint Pliers 10"							
IS-1099	#2 Phillips Screwdriver							
IS-49	Standard Screwdriver 5/16" Tip							
ISS-3/8D7/16	Standard Socket, 6 pt, 3/8" Drive, Size 7/16"							
ISS-3/8D1/2	Standard Socket, 6 pt, 3/8" Drive, Size 1/2"							
ISS-3/8D9/16	Standard Socket, 6 pt, 3/8" Drive, Size 9/16"							
IW-142R	Ratchet Wrench, 3/8" Drive							
IWE-3/8X6	Extension Bar, 3/8" Drive							
IW-71	Adjustable End Wrench 8"							
IW-72	Adjustable End Wrench 10"							
IWSB-7/16	Single Box End Wrench, 12 pt, Size 7/16"							
IWSB-1/2	Single Box End Wrench, 12 pt, Size 1/2"							
IWSB-9/16	Single Box End Wrench, 12 pt, Size 9/16"							
TB-10	Toothbrush Style Scratch Brush w/Wood Handle							
No.	Description							
IP-31	Pince universelle réglable 8"							
IP-35	Pince à coupe-fil 8-1/2"							
IP-36	Pince coupante diagonale 7"							
IP-39	Pince multiprise 10"							
IS-1099	Tournevis cruciforme n° 2							
IS-49	Tournevis plat à pointe 5/16"							
ISS-3/8D7/16	Douille standard, 6 pans, prise 3/8", taille 7/16"							
ISS-3/8D1/2	Douille standard, 6 pans, prise 3/8", taille 1/2"							
ISS-3/8D9/16	Douille standard, 6 pans, prise 3/8", taille 9/16"							
IW-142R	Clé à cliquet, prise 3/8"							
IWE-3/8X6	Barre de rallonge, prise 3/8"							
IW-71	Clé à molette 8"							
IW-72	Clé à molette 10"							
IWSB-7/16	Clé fermée simple, 12 pans, taille 7/16"							
IWSB-1/2	Clé fermée simple, 12 pans, taille 1/2"							
IWSB-9/16	Clé fermée simple, 12 pans, taille 9/16"							
TB-10	Brosse pour bougie à manche de bois							

IM-20 Deluxe Insulated Tool Kit – Cont.

No.	Description
IP-31	Alicates ajustables combinados de 8"
IP-35	Alicates combinados con filo de corte lateral de 8-1/2"
IP-36	Alicates con filo de corte diagonal de 7"
IP-39	Alicates de mordazas ajustables de 10"
IS-1099	Destornillador Phillips del N.º 2
IS-49	Destornillador estándar con cabeza de 5/16"
ISS-3/8D7/16	Llave de tubo estándar de seis puntos para vástago de 3/8", de 7/16"
ISS-3/8D1/2	Llave de tubo estándar de seis puntos para vástago de 3/8", de 1/2"
ISS-3/8D9/16	Llave de tubo estándar de seis puntos para vástago de 3/8", de 9/16"
IW-142R	Llave de trinquete con vástago de 3/8"
IWE-3/8X6	Barra de extensión para vástago de 3/8"
IW-71	Llave de cabeza ajustable de 8"
IW-72	Llave de cabeza ajustable de 10"
IWSB-7/16	Llave de cajón de un extremo, de 12 puntos y 7/16"
IWSB-1/2	Llave de cajón de un extremo, de 12 puntos y 1/2"
IWSB-9/16	Llave de cajón de un extremo, de 12 puntos y 9/16"
TB-10	Cepillo de raspado tipo cepillo de dientes con mango de madera

IM-21 Basic Insulated Tool Kit, 9 pc.

IM-21 Jeu d'outils isolants de base, 9 pcs
Juego de nueve herramientas básicas con aislamiento



No.	length mm	width mm	height mm	⚖ g	length inch	width inch	height inch	⚖ lbs.
IM-21	405	235	205	3400	16	9-1/4	8	7.50
No.	Description							
IP-31	Adjustable Combination Pliers 8"							
IP-35	Lineman's/Side Cutting Pliers 8-1/2"							
IP-39	Groove Joint Pliers 10"							
IS-1099	#2 Phillips Screwdriver							
IS-49	Standard Screwdriver 5/16" Tip							
IW-71	Adjustable End Wrench 8"							
IWSB x 2	2 Single Box End Wrenches, 12 pt Choice of any size/combination of 2: 7/16, 1/2 or 9/16							
TB-10	Toothbrush Style Scratch Brush w/Wood Handle							
No.	Description							
IP-31	Pince universelle réglable 8"							
IP-35	Pince à coupe-fil 8-1/2"							
IP-39	Pince multiprise 10"							
IS-1099	Tournevis cruciforme n° 2							

IM-21 Basic Insulated Tool Kit – Cont.

No.	Descripción
IS-49	Tournevis plat à pointe 5/16"
IW-71	Clé à molette 8"
IWSB x 2	2 Clés fermées simples, 12 pans Choix de toute taille / combinaison de 2 : 7/16", 1/2" ou 9/16"
TB-10	Brosse pour bougie à manche de bois
IP-31	Alicates ajustables combinados de 8"
IP-35	Alicates combinados con filo de corte lateral de 8-1/2"
IP-39	Alicates de mordazas ajustables de 10"
IS-1099	Destornillador Phillips del N.º 2
IS-49	Destornillador estándar con cabeza de 5/16"
IW-71	Llave de cabeza ajustable de 8"
IWSB x 2	2 llaves de cajón de un extremo, de 12 puntos Opción de cualquier tamaño/combinación de 2 herramientas: 7/16", 1/2" o 9/16"
TB-10	Cepillo de raspado tipo cepillo de dientes con mango de madera



No.	length mm	width mm	height mm	g	length inch	width inch	height inch	lbs.
W-160	130	230	30	500	5	9	1-1/4	1.10
Pcs.	Drive Inch	Socket Sizes American Inch (")						Pg. No.
12	1/4	3/16, 7/32, 1/4, 9/32, 5/16, 11/32, 3/8, 7/16, 1/2, 9/16						36
Accessory Description								Pg. No.
1/4" Ratchet clé à cliquet trinquete								41
Bar, Extension barre, rallonge barra de extensión								41
Case Mallette Estuche								-

Socket Sets

Jeu de douilles
Juego de Cubos




No.	length mm	width mm	height mm	g	length inch	width inch	height inch	lbs.
W-160M	130	230	30	500	5	9	1-1/4	1.10
Pcs.	Drive Inch	Socket Sizes Millimeter (mm)						Pg. No.
15	1/4	4, 4.5, 5, 5.5, 6, 7, 8, 9, 10, 11, 12, 13, 14						36
Accessory Description								Pg. No.
1/4" Ratchet clé à cliquet trinquete								41
Bar, Extension barre, rallonge barra de extensión								41
Case Mallette Estuche								-



No.	length mm	width mm	height mm	g	length inch	width inch	height inch	lbs.
W-260M	405	535	140	7495	16	21	5-1/2	16.30
Pcs.	Drive Inch	Socket Sizes Millimeter (mm)						Pg. No.
26	1/2	10, 11, 12, 13, 14, 15, 16, 17, 18, 19, 20, 21, 22, 23, 24, 25, 26, 27, 28, 29, 30, 32						37
Accessory Description								Pg. No.
1/2" Ratchet clé à cliquet trinquete								41
Bar, Extension barre, rallonge barra de extensión								41
Bar, Sliding barre coulissante barra deslizante								41
Hinged Handle clé, poignée Llave de mango								41
Case Mallette Estuche								-

SOCKET SET ACCESSORIES





No.	length mm	width mm	height mm	⚖ g	length inch	width inch	height inch	⚖ lbs.
W-260	405	535	140	8165	16	21	5-1/2	18.00
Pcs.	Drive Inch	Socket Sizes American Inch (")						Pg. No.
21	1/2	5/16, 3/8, 7/16, 1/2, 9/16, 19/32, 5/8, 11/16, 3/4, 25/32, 13/16, 7/8, 15/16, 1, 1-1/16, 1-1/8, 1-1/4						37
Accessory Description								Pg. No.
1/2" Ratchet clé à cliquet trinquete								41
Bar, Extension barre, rallonge barra de extensión								41
Bar, Sliding barre coulissante barra deslizante								41
Hinged Handle clé, poignée Llave de mango								41
Case Mallette Estuche								-



No.	length mm	width mm	height mm	⚖ g	length inch	width inch	height inch	⚖ lbs.
W-290	405	535	140	4535	16	21	5-1/2	10.00
Pcs.	Drive Inch	Socket Sizes American Inch (")						Pg. No.
9	1/2	1/2, 11/16, 7/8, 1-1/16, 1-1/4						37
Accessory Description								Pg. No.
1/2" Ratchet clé à cliquet trinquete								41
Bar, Extension barre, rallonge barra de extensión								41
Bar, Sliding barre coulissante barra deslizante								41
Hinged Handle clé, poignée Llave de mango								41
Case Mallette Estuche								-



No.	length mm	width mm	height mm	⚖ g	length inch	width inch	height inch	⚖ lbs.
W-291M	405	535	140	18370	16	21	5-1/2	40.50
Pcs.	Drive Inch	Socket Sizes Millimeter (mm)						Pg. No.
11	3/4	36, 38, 41, 46, 50, 55, 60						37
Accessory Description								Pg. No.
3/4" Ratchet clé à cliquet trinquete								41
Bar, Extension barre, rallonge barra de extensión								41
Bar, Sliding barre coulissante barra deslizante								41
Hinged Handle clé, poignée Llave de mango								41
Case Mallette Estuche								-



No.	length mm	width mm	height mm	⚖ g	length inch	width inch	height inch	⚖ lbs.
W-291	405	535	140	19050	16	21	5-1/2	42.00
Pcs.	Drive Inch	Socket Sizes American Inch (")						Pg. No.
15	3/4	1-5/16, 1-3/8, 1-7/16, 1-1/2, 1-9/16, 1-5/8, 1-11/16, 1-3/4, 1-13/16, 1-7/8, 2						38
Accessory Description								Pg. No.
3/4" Ratchet clé à cliquet trinquete								41
Bar, Extension barre, rallonge barra de extensión								41
Bar, Sliding barre coulissante barra deslizante								41
Hinged Handle clé, poignée Llave de mango								41
Case Mallette Estuche								-

M-39 6 pc., Screwdriver Set

Jeu de tournevis, 6 pièces Juego de 6 destornilladores



No.	length mm	width mm	height mm	g	length inch	width inch	height inch	lbs.
M-39	355	110	110	885	14	4-1/4	4-1/4	1.95
No.	Description							
S-48	Std. Screwdriver 5/16" Tip, 3" Blade							
S-49	Std. Screwdriver 5/16" Tip, 6" Blade							
S-50	Std. Screwdriver 3/8" Tip, 8" Blade							
S-1099A	#1 Phillips Screwdriver							
S-1099	#2 Phillips Screwdriver							
S-1100	#3 Phillips Screwdriver							
No.	Description							
S-48	Tournevis plat, pointe 5/16", lame 3"							
S-49	Tournevis plat, pointe 5/16", lame 6"							
S-50	Tournevis plat, pointe 3/8", lame 8"							
S-1099A	Tournevis cruciforme n°1							
S-1099	Tournevis cruciforme n°2							
S-1100	Tournevis cruciforme n°3							
No.	Descripción							
S-48	Destornillador estándar con cabeza de 5/16" y vástago de 3"							
S-49	Destornillador estándar con cabeza de 5/16" y vástago de 6"							
S-50	Destornillador estándar con cabeza de 3/8" y vástago de 8"							
S-1099A	Destornillador Phillips N.°1							
S-1099	Destornillador Phillips N.°2							
S-1100	Destornillador Phillips N.°3							

Industry Leading
Service, Expertise and
Regulatory Knowledge.

Call Us for Support,
Custom Products,
Answers and Solutions.

M-41M / M-41, 7 pc. Combination Wrench Set

Jeu de clés mixtes, 7 pcs, mesures anglaises
Juego de 7 llaves combinadas (pulgadas)



No.	length mm	width mm	height mm	g	length inch	width inch	height inch	lbs.
M-41M	330	75	75	1225	13	3	3	2.70
Pcs.	Sizes Millimeter (mm)							Pg. No.
7	8mm, 10mm, 12mm, 14mm, 17mm, 19mm, 22mm							45

No.	length mm	width mm	height mm	g	length inch	width inch	height inch	lbs.
M-41	330	75	75	1200	13	3	3	2.65
Pcs.	Sizes American Inch (")							Pg. No.
7	3/8", 7/16", 1/2", 9/16", 5/8", 3/4", 7/8"							45

M-42M / M-42, 10 pc. Hex Key Set⁹

Jeu de clés hexagonales, 10 pcs, mesures anglaises
Juego de 10 llaves Allen (pulgadas)



No.	length mm	width mm	height mm	g	length inch	width inch	height inch	lbs.
M-42M	180	90	90	430	7	3-1/2	3-1/2	.95
Pcs.	Sizes Millimeter (mm)							Pg. No.
10	1.5mm, 2mm, 3mm, 4mm, 5mm, 6mm, 7mm, 8mm, 9mm, 10mm							33

No.	length mm	width mm	height mm	g	length inch	width inch	height inch	lbs.
M-42	180	90	90	320	7	3-1/2	3-1/2	.70
Pcs.	Sizes American Inch (")							Pg. No.
10	1/16", 5/64", 3/32", 1/8", 5/32", 3/16", 7/32", 1/4", 5/16", 3/8"							33



M-46, 4 pc. Tool Kit

Jeu d'outils, 4 pcs

Juego de 4 herramientas



No.	length mm	width mm	height mm	g	length inch	width inch	height inch	lbs.
M-46	260	90	90	1020	10-1/4	3-1/2	3-1/2	2.25

No.	Description
S-48	Std. Screwdriver 5/16" Tip, 3" Blade
P-30	6-1/2" Combination Pliers
W-71	8" Adjustable End Wrench
CJ-1-ST	9" Crate Opener

No.	Description
S-48	Tournevis plat, pointe 5/16", lame 3"
P-30	Pince combinée 6-1/2"
W-71	Clé à molette 8"
CJ-1-ST	Ouvre-caisse 9"

No.	Descripción
S-48	Destornillador estándar con cabeza de 5/16" y vástago de 3"
P-30	Alicates combinados de 6-1/2"
W-71	Llave de cabeza ajustable de 8"
CJ-1-ST	Abrecajas de 9"

M-47, 6 pc. Tool Kit

Jeu d'outils, 6 pcs

Juego de 6 herramientas



No.	length mm	width mm	height mm	g	length inch	width inch	height inch	lbs.
M-47	330	110	110	1540	13	4-1/4	4-1/4	3.40

No.	Description
S-48	Std Screwdriver 5/16" Tip, 3" Blade
P-30	6-1/2" Combination Pliers
W-71	8" Adjustable End Wrench
CJ-1-ST	9" Crate Opener
S-1099	#2 Phillips Screwdriver
P-39	10" Groove Joint Pliers

M-47, Tool Kit – Cont.

No.	Description
S-48	Tournevis plat, pointe 5/16", lame 3"
P-30	Pince combinée 6-1/2"
W-71	Clé à molette 8"
CJ-1-ST	Ouvre-caisse 9"
S-1099	Tournevis cruciforme n° 2
P-39	Pince multiprise n° 10

No.	Descripción
S-48	Destornillador estándar con cabeza de 5/16" y vástago de 3"
P-30	Alicates combinados de 6-1/2"
W-71	Llave de cabeza ajustable de 8"
CJ-1-ST	Abrecajas de 9"
S-1099	Destornillador Phillips del N.º 2
P-39	Alicates de mordazas ajustables del N.º 10

M-48, 11 pc. Tool Kit

M-48, Jeu d'outils, 11 pcs

Juego de 11 herramientas M-48



No.	length mm	width mm	height mm	g	length inch	width inch	height inch	lbs.
M-48	405	235	205	4740	16	9-1/4	8	10.45

No.	Description
P-31	8" Combination Pliers
B-399	Shoe Handle Brush
K-21	Putty Knife (Stiff) 1-1/4" x 3-9/16" Blade 7-3/4" OAL
K-1	Common Knife 3-1/8" Blade, 6-3/4" OAL
P-39	10" Groove Joint Pliers
S-1099	#2 Phillips Screwdriver
S-49	Std. Screwdriver – 5/16" Tip, 6" Blade
H-20FG	16 oz. Claw Hammer with Fiberglass Handle
W-70	6" Adjustable Wrench
W-72	10" Adjustable Wrench
W-211	10" Adjustable Pipe Wrench

No.	Description
P-31	Pince universelle 8"
B-399	Brosse à manche cintré
K-21	Couteau à mastic (rigide), lame 1-1/4" x 3-9/16", long. totale 7-3/4"
K-1	Couteau ordinaire, lame 3-1/8", long. totale 6-3/4"
P-39	Pince multiprise 10"
S-1099	Tournevis cruciforme n° 2
S-49	Tournevis plat, pointe 5/16", lame 6"
H-20FG	Marteau de charpentier 16 oz à manche de fibre de verre

M-48, Tool Kit – Cont.

No.	Descripción
W-70	Clé à molette 6"
W-72	Clé à molette 10"
W-211	Clé à tuyau 10"
No.	Descripción
P-31	Alicates combinados de 8"
B-399	Cepillo con mango en forma de zapato
K-21	Espátula (rígida) con hoja de 1-1/4" x 3-9/16" y longitud total de 7-3/4"
K-1	Cuchillo común con hoja de 3-1/8" y longitud total de 6-3/4"
P-39	Alicates de mordazas ajustables de 10"
S-1099	Destornillador Phillips del N.º 2
S-49	Destornillador estándar con cabeza de 5/16" y vástago de 6"
H-20FG	Martillo de uñas de 16 oz con mango de fibra de vidrio
W-70	Llave ajustable de 6"
W-72	Llave ajustable de 10"
W-211	Llave ajustable para tubos de 10"

M-49, 16 pc. Tool Kit

M-48, Jeu d'outils, 16 pcs

Juego de 16 herramientas M-48



No.	length mm	width mm	height mm	⚖ g	length inch	width inch	height inch	⚖ lbs.
M-49	405	235	205	6620	16	9-1/4	8	14.60
No.	Description							
W-3109	Dbl. End Box Wrench – 5/16" x 3/8"							
W-3120	Dbl. End Box Wrench – 7/16" x 1/2"							
W-3150	Dbl. End Box Wrench – 9/16" x 5/8"							
W-3180	Dbl. End Box Wrench – 3/4" x 7/8"							
S-1099	#2 Phillips Screwdriver							
S-49	Std. Screwdriver – 5/16" Tip, 6" Blade							
W-72	10" Adjustable Wrench							
P-30	6 1/2" Combination Pliers							
P-31	8" Combination Pliers							
P-39	10" Groove Joint Pliers							
K-1	Common Knife 3-1/8" Blade, 6-3/4" OAL							
K-21	Putty Knife (Stiff) 1-1/4" x 3-9/16" Blade 7-3/4" OAL							
H-20FG	16 oz. Claw Hammer with Fiberglass Handle							
W-212	14" Adjustable Pipe Wrench							
B-399	Shoe Handle Brush							
S-10G	Deck Scraper – 2" x 12"							

M-49, Tool Kit – Cont.

No.	Description
W-3109	Clé fermée double – 5/16" x 3/8"
W-3120	Clé fermée double – 7/16" x 1/2"
W-3150	Clé fermée double – 9/16" x 5/8"
W-3180	Clé fermée double – 3/4" x 7/8"
S-1099	Tournevis cruciforme n° 2
S-49	Tournevis plat, pointe 5/16", lame 6"
W-72	Clé à molette 10"
P-30	Pince combinée 6-1/2"
P-31	Pince combinée 8"
P-39	Pince multiprise 10"
K-1	Couteau ordinaire, lame 3-1/8", long. totale 6-3/4"
K-21	Couteau à mastic (rigide), lame 1-1/4" x 3-9/16", long. totale 7-3/4"
H-20FG	Marteau de charpentier 16 oz à manche de fibre de verre
W-212	Clé à tuyau réglable 14"
B-399	Brosse à manche recourbé
S-10G	Grattoir – 2" x 12"
No.	Descripción
W-3109	Llave de cajón de dos extremos – 5/16" x 3/8"
W-3120	Llave de cajón de dos extremos – 7/16" x 1/2"
W-3150	Llave de cajón de dos extremos – 9/16" x 5/8"
W-3180	Llave de cajón de dos extremos – 3/4" x 7/8"
S-1099	Destornillador Phillips del N.º 2
S-49	Destornillador estándar con cabeza de 5/16" y vástago de 6"
W-72	Llave ajustable de 10"
P-30	Alicates combinados de 6-1/2"
P-31	Alicates combinados de 8"
P-39	Alicates de mordazas ajustables de 10"
K-1	Cuchillo común con hoja de 3-1/8" y longitud total de 6-3/4"
K-21	Espátula (rígida) con hoja de 1-1/4" x 3-9/16" y longitud total de 7-3/4"
H-20FG	Martillo de uñas de 16 oz con mango de fibra de vidrio
W-212	Llave ajustable para tubos de 14"
B-399	Cepillo con mango en forma de zapato
S-10G	Raspador elevado – 2" x 12"

AMPCO Tool Kits – A Tool for Every Purpose and a Kit for Any Job!

Un Outil pour Chaque Usage et un Jeu D'outils pour Quel Tâche

!Una Herramienta para Cada Propósito y un Juego de Herramientas para Cualquier Trabajo!




M-50 Marine Kit

Kit marine

Juego-Marino

Cabinet Features

- Sturdy construction of 3/4" plywood to resist warping.
- Spar varnished for moisture resistance and marine applications.
- Cabinet latch can be locked to secure your investment.
- Individual placement of each tool makes it obvious when one is missing.
- Tools are secured in place so that the cabinet can stand upright or be laid down for storage.



No.	length mm	width mm	height mm	△ g	length inch	width inch	height inch	△ lbs.
M-50	1300	900	280	74845	50	36	11	165

Contents

No.	Pieces	Description
W- 31	1	Wrecking Bar (36 inches long)
W-72	1	Adjustable End Wrench (10 inches long)
W-73	1	Adjustable End Wrench (12 inches long)
W-74	1	Adjustable End Wrench (15 inches long)
H-2FG	1	Ball Peen Hammer (16 oz. head)
H-4FG	1	Ball Peen Hammer (2 lbs. head)
H-60FG	3	Scaling Hammer (16 oz. head)
H-70FG	1	Sledge Hammer (5 lbs. head)
S-10g	3	Deck Scraper (12 inches long)
S-21	3	Scraper (4-inch blade)
S-27	3	Ship Scraper (4-inch blade)
S-50	1	Standard Screwdriver (3/8-inch tip x 8-inch blade)
S-51	1	Standard Screwdriver (3/8-inch tip x 12-inch blade)
S-80FG	2	Scoop Shovel (D-Handle)
C-13	1	Hand Chisel (3/4-inch blade x 6 inches long)
C-17	1	Hand Chisel (7/8-inch blade x 9 inches long)
W-211AL	1	Adjustable Pipe Wrench (10 inches long) – Aluminum
W-212AL	1	Adjustable Pipe Wrench (14 inches long) – Aluminum
W-213AL	1	Adjustable Pipe Wrench (18 inches long) – Aluminum

Contenu

No.	Pièces	Description
W- 31	1	Barre de démolition (36 pouces de longueur)
W-72	1	Clé à molette (10 pouces de longueur)
W-73	1	Clé à molette (12 pouces de longueur)
W-74	1	Clé à molette (15 pouces de longueur)
H-2FG	1	Marteau à panne ronde (tête 16 oz)
H-4FG	1	Marteau à panne ronde (tête 2 lb)
H-60FG	3	Marteau dérouilleur-détrarateur (tête 16 oz)
H-70FG	1	Masse à pans (tête 5 lb)
S-10g	3	Grattoir (12 pouces de longueur)
S-21	3	Grattoir (lame de 4 pouces)
S-27	3	Grattoir de peintre (lame de 4 pouces)
S-50	1	Tournevis plat (pointe 3/8 po x lame 8 po)
S-51	1	Tournevis plat (pointe 3/8 po x lame 12 po)
S-80FG	2	Pelle creuse (à poignée fermée)
C-13	1	Burin (lame 3/4 po x 6 po de long.)
C-17	1	Burin (lame 7/8 po x 9 po de long.)
W-211AL	1	Clé à tuyau réglable (10 pouces de long.) – Aluminium
W-212AL	1	Clé à tuyau réglable (14 pouces de long.) – Aluminium
W-213AL	1	Clé à tuyau réglable (18 pouces de long.) – Aluminium

Contenido

No.	Piezas	Descripción
W- 31	1	Barra de demolición (36 pulgadas de longitud)
W-72	1	Llave de extremo ajustable (10 pulgadas de longitud)
W-73	1	Llave de extremo ajustable (12 pulgadas de longitud)
W-74	1	Llave de extremo ajustable (15 pulgadas de longitud)
H-2FG	1	Martillo con cabeza de bola (cabeza de 16 onzas)
H-4FG	1	Martillo con cabeza de bola (cabeza de 2 lb)
H-60FG	3	Martillo con cabeza de piqueta (cabeza de 16 onzas)
H-70FG	1	Almádena (cabeza de 5 lb)
S-10g	3	Raspador elevado (12 pulgadas de longitud)
S-21	3	Raspador (hoja de 4 pulgadas)
S-27	3	Raspador marítimo (hoja de 4 pulgadas)
S-50	1	Destornillador estándar (cabeza de 3/8 pulgadas y vástago de 8 pulgadas)
S-51	1	Destornillador estándar (cabeza de 3/8 pulgadas y vástago de 12 pulgadas)
S-80FG	2	Pala de cuchara (mango en D)
C-13	1	Cinzel de mano (hoja de 3/4" de ancho x 6" de largo)
C-17	1	Cinzel de mano (hoja de 7/8" de ancho x 9" de largo)
W-211AL	1	Llave ajustable para tubos (10 pulgadas de longitud) – Aluminio
W-212AL	1	Llave ajustable para tubos (14 pulgadas de longitud) – Aluminio
W-213AL	1	Llave ajustable para tubos (18 pulgadas de longitud) – Aluminio

M-51, 17 pc. Hazmat Tool Kit

M-51, Jeu d'outils Matières dangereuses, 17 pcs
 Juego de 17 herramientas M-51 para materiales peligrosos



No.	length mm	width mm	height mm	g	length inch	width inch	height inch	lbs.
M-51	345	345	415	8915	13-1/2	13-1/2	16-1/4	19.65
No.	Description							
B-399	Shoe Handle Brush							
CJ-1-ST	9" Crate Opener							
H-20FG	16 oz. Claw Hammer w/Fiberglass Handle							
K-5	Common Knife 5-3/4" Blade, 10-3/4" OAL							
K-21	Putty Knife (Stiff) 1-1/4" x 3-9/16" Blade 7-3/4" OAL							
P-312	12" Groove Joint Plier							
P-326	7" Long-nose Pliers with Cutters							
P-31	8" Combination Pliers							
S-11G	Deck Scraper, 1-1/2" Blade x 15" Long							
S-40	Spray Booth Scraper, 3" Blade x 9-1/4" Long							
S-49	Std. Screwdriver – 5/16" Tip, 6" Blade							
S-1100	#3 Phillips Screwdriver							
S-1144	12" Tin Snips							
W-71	8" Adjustable Wrench							
W-73	12" Adjustable Wrench							
W-212AL	14" Pipe Wrench (Aluminum)							
W-56	12" Bung Wrench (Fits 3/4" x 2")							
No.	Description							
B-399	Brosse à manche recourbé							
CJ-1-ST	Ouvre-caisse 9"							
H-20FG	Marteau de charpentier 16 oz à manche de fibre de verre							
K-5	Couteau ordinaire, lame 5-3/4", long. totale 10-3/4"							
K-21	Couteau à mastic (rigide), lame 1-1/4" x 3-9/16", long. totale 7-3/4"							
P-312	Pince multiprise 12"							
P-326	Pince à bec long 7" avec coupe-fil							
P-31	Pince universelle 8"							
S-11G	Grattoir, lame 1-1/2" x 15" de longueur							
S-40	Grattoir pour cabine de peinture, lame 3" x 9-1/4" de longueur							
S-49	Tournevis plat, pointe 5/16", lame 6"							

M-51 Hazmat Tool Kit – Cont.

No.	Description
S-1100	Tournevis cruciforme n° 3
S-1144	Cisailles à tôle 12"
W-71	Clé à molette 8"
W-73	Clé à molette 12"
W-212AL	Clé à tuyau 14" (aluminium)
W-56	Clé à bondes 12" (bondes de 3/4" x 2")
No.	Description
B-399	Cepillo con mango en forma de zapato
CJ-1-ST	Abrecajas de 9"
H-20FG	Martillo de uñas de 16 oz con mango de fibra de vidrio
K-5	Cuchillo común con hoja de 5-3/4" y longitud total de 10-3/4"
K-21	Espátula (rígida) con hoja de 1-1/4" x 3-9/16" y longitud total de 7-3/4"
P-312	Alicates de mordazas ajustables de 12"
P-326	Alicates de punta larga con filo de corte
P-31	Alicates combinados de 8"
S-11G	Raspador elevado con hoja de 1-1/2" y 15" de longitud
S-40	Raspador de cabina de pintura con hoja de 3" y 9-1/4" de longitud
S-49	Destornillador estándar con cabeza de 5/16" y vástago de 6"
S-1100	Destornillador Phillips del N.º 3
S-1144	Tijeras para hojalata de 12"
W-71	Llave ajustable de 8"
W-73	Llave ajustable de 12"
W-212AL	Llave para tubos de 14" (Aluminio)
W-56	Llave taponadora de 12" (para tapones de 3/4"x 2")



Create Your Own Custom Kit –
 Mix and Match with Any Tool.

Créez votre propre assortiment –
 combinez tous les outils de votre choix.

Cree su propio juego personal de
 herramientas – mezcle y combine las
 herramientas que desee.

Industry Applications

Ampco Safety Tools are recommended for use in hazardous environments where flammable or combustible vapors, liquids, dusts or residues are present.

Non-Sparking Applications

Manufacturing Operations

- Ammunition, Missile and Explosives Plants
- Automotive Plants
- Bakeries
- Breweries and Distilleries
- Chemical Manufacturing
- Fabricated Metal Products
- Fertilizer Plants
- Flammable Materials Handling
- Flour Mills
- Furniture Manufacturing
- Gas Plants and Coke By-Products
- Glue Factories
- Grain Storage and Handling
- Ink Industries
- Liquefied Petroleum Gases
- Mining
- Nuclear Products
- Oil and Natural Gas
- Paint, Lacquer and Varnish Products
- Paper and Pulp Mills
- Petrochemicals
- Petroleum Refining
- Pharmaceuticals
- Pipeline Construction and Maintenance
- Plastics Manufacturing
- Propane Distributors and Bulk Plants
- Rubber Processing Operations
- Sugar Mills
- Synthetic Fiber Manufacturing



Government and Utilities

- Aircraft and Missile Plants
- Armed Forces
- Fire Departments
- First Responders
- HAZMAT
- Nuclear Production and Waste
- Public Utilities
- Waste Management
- Water Treatment Facilities



Transportation Industries

- Airports
- Railroads
- Shipyards
- Tankers
- Tanker Trucks



Other Applications

- Confined Space Maintenance
- Fueling Operations
- Hazardous Materials Handling
- Maintenance and Service Operations
- Spraying, Finishing and Booth Operations
- Tank Maintenance



Non-Magnetic Applications

- Aircraft Maintenance and Overhaul
- Aluminum and Other Metal Smelting
- Electronics Manufacturing
- Hospitals and Clinics (MRI Maintenance)
- Mine Sweepers
- Nuclear Products and Testing Machines
- Precision Magnetic Equipment
- Radar Transmission Centers



Corrosion Resistant

- Canners
- Chemical Manufacturing
- Desalination Plants
- Food Products Manufacturing
- Insulation Manufacturing
- Laboratories
- Paper and Pulp Mills
- Petrochemicals
- Pharmaceuticals
- Plastics Manufacturing
- Shipyards
- Tankers, Vessels and Work Boats
- Wine Industry Operations



Ampco Safety Tools
204 North Barnes Drive
Garland, TX 75042
USA
Tel.: 972-276-6181
Toll Free: 1-800-580-9835
Fax: 972-276-5815
Sales@AmpcoSafetyTools.com
www.AmpcoSafetyTools.com

© 2016 Ampco Safety Tools. All rights reserved.
© 2016 Ampco Safety Tools. Tous droits réservés.
© 2016 Ampco Safety Tools. Todos los derechos reservados.



The Most Trusted
Name In Non-Sparking,
Non-Magnetic Hand Tools.®

